

Full Length Research Paper

Nanotechnology approach on anticancer and antiviral properties of *Consolida* Sp.: The study of dipole moment and nuclear magnetic resonance (NMR)

M. Monajjemi^{1*}, R. Hasani², R. Rasoolzadeh² and F. Mollaamin³

¹Department of Chemistry, Science and Research Branch, Islamic Azad University, Tehran, Iran.

²Science and Research Branch, Islamic Azad University, Tehran, Iran.

³Department of Chemistry, Qom Branch, Islamic Azad University, Qom, Iran.

Accepted 09 September, 2019

14-O-demethyldelboxine is one of the most important alkaloids in *Consolida* species. It is toxic and has many effects in body. In this article, we used dipole moment and nuclear magnetic resonance (NMR) to describe this molecule properties. Nanoparameters and chemical shift calculations, geometry optimization and energies have been performed with *ab initio* method at HF/3-21G, B3LYP/6-31G and B3LYP/6-31G* levels with magnetic properties of the gauge-including atomic orbital method. According to this study this molecule has polarity, therefore it can highly react with microtubules. So it is recommended that more study in this molecule and the groups can be bound to evaluate these characters so it could be useful. Dipole moment calculations approve *ab initio* methods according to these results.

Key words: 14-o-demethyldelboxine, nuclear magnetic resonance (NMR), B3lyp, isotropy, anisotropy.

INTRODUCTION

Diterpene alkaloids are one of the most important substance with pharmacological and economical significance, it can be extracted from some species of Ranunculaceae family such as *Consilida*, *Aconitum* and *Delphinium* (Alva et al., 2004; Sener et al., 2007). These alkaloids are toxic for cattle and human beings. Antimicrobial compounds in these plants can protect them from biotic attack that could be essential for microbial infection resistance (Sener et al., 2007).

The norditerpenoid alkaloids are a group of highly oxygenated and complex natural products. They have many practical actions such as analgesic, local anesthetic, anti-inflammatory and antiarrhythmic activities. The alkaloids obtained from these plants are neurotoxic, causing bradycardia, muscle system strokes, hypotension and cardiac arrest. Some of these alkaloids have different properties such as insect repellent, antioxidant, antiinflammatory and tyrosinase inhibition activities (Wang et al., 2000).

Methyllycaconitine (MLA), one of the many norditerpenoid alkaloids found in these plants, have effect on neuromuscular transmission. It acts as a competitive antagonist for nicotinic acetylcholine receptors (nAChRs) at mammalian neuromuscular junctions. They are bound to nicotinic receptors in central nervous system, reduce synaptic efficacy and block neuromuscular transmission (Dobelis et al., 1999).

One of these alkaloids is 14-O-demethyldelboxine, that is belonging to 7,8-methylenedioxylycoctonine type (MDL-type) norditerpenoids alkaloids. Welch et al. (2010) suggested that MDL-type alkaloids may play a larger role in larkspur toxicity more than others. The cattle were poisoned by larkspur which have significant increases in heart rate. The toxicity effects of 14-O-demethyldelboxine against insect-derived SF9cells was known (Alva et al., 2004; Green et al., 2010).

COMPUTATIONAL DETAILS

The quantum chemical calculations have been performed using Gaussian 98 program (Frisch et al., 1998). Full

*Corresponding author. E-mail: m_monajjemi@yahoo.com.

geometry optimizations and frequency calculations of the fundamental vibrational frequencies of all possible 14-O-demethyldeboxine derivatives have been carried out employing Hartree-Fock (RHF) (Roothan, 1951; Pople and Nesbet, 1954) and density functional theory (B3LYP) (Becke, 1993; Lee et al., 1998) with 6-31 G and 6-31 G* basis sets (Frisch et al., 1985) and HFSTO methods (Vosko et al., 1980) with 3 G basis sets (Frisch et al., 1985).

For further investigation of the substituent effects, the frequency calculations as well as their corresponding thermochemical parameters including thermal energies, and entropies, Gibbs free energies and entropies of the derivatives of 1,4-benzodiazepine have been performed (Monajjemi et al., 2010).

Then isotropic part σ_{iso} of σ was determined by averaging σ over orientations in the magnetic field, that is, $\sigma_{iso} = (\sigma_{11} + \sigma_{22} + \sigma_{33})/3$. The anisotropy is $\delta = |\sigma_{33} - \sigma_{iso}|$, and the asymmetry is $\eta = (\sigma_{22} - \sigma_{33})/\delta$ (Monajjemi et al., 2007) nuclear magnetic resonance (NMR) calculations on vinblastine using Hartree-Fock (HF) and density functional theory (DFT) reveal that methods including electron correlation show significant improvements in the NMR shielding over results. The NMR measurements were carried out using HF, B3LYP/sto-3g, 3-21g and 3-21g* of NMR at theoretical concepts (Monajjemi et al., 2010).

THEORETICAL BACKGROUND

Chemical shielding refers to the phenomenon associated with the secondary magnetic field created by the induced motions of the electrons surrounding the nuclei when in the presence of an applied magnetic field. The energy of a magnetic moment, μ , in a magnetic field, B , is:

$$E = -\mu (1-\alpha) B.$$

Where the shielding, σ , is the differential resonance shift due to the induced motion of the electrons. The chemical shielding is characterized by a real 3x3 Cartesian matrix. A 3x3 matrix can also represent the chemical shift tensor and in a special coordinate system called the principle axis system (PAS) it is diagonal:

$$\begin{bmatrix} \sigma_{xx} & 0 & 0 \\ 0 & \sigma_{yy} & 0 \\ 0 & 0 & \sigma_{zz} \end{bmatrix}$$

With, σ_{xx} , σ_{yy} and σ_{zz} as the three principle components. The isotropic shielding values, defined as:

$$\sigma_{iso} = 1/3 (\sigma_{xx} + \sigma_{yy} + \sigma_{zz}). \text{ (Monajjemi et al., 2008)}$$

NANOPARAMETERS

In nanoparameters data calculations, according to

chemical shift coefficients, can be used as an index for every studies in the future. Nanotechnology approach to this molecule can help us in anticancer properties calculations and increase or decrease these properties (Table 1).

RESULTS AND DISCUSSION

According to the Table 1, for C1 atom in HF/Sto-3G, B3Lyp/6-31G and B3Lyp/6-31G* methods, atomic charge decreases, iso increases and Aniso decreases. For C3 atom, atomic charge increases, iso and aniso from HF/Sto-3G to B3Lyp/6-31G decrease and from B3Lyp/6-31G to B3Lyp/6-31G* increase. For C4 atom, atomic charges increases from HF/Sto-3G to B3Lyp/6-31G and decreases from B3Lyp/6-31G to B3Lyp/6-31G*. iso and aniso increase. For C6 atom, atomic charges decreases from HF/Sto-3G to B3Lyp/6-31G and increases from B3Lyp/6-31G to B3Lyp/6-31G*. Iso is equal in different methods and aniso is equal too in HF/Sto-3G and B3Lyp/6-31G and decreases in B3Lyp/6-31G* method. For C7 atom, we see growth in atomic charges, iso and aniso (Figures 1 to 3).

For C8 atom, atomic charges and iso increase and aniso increases from HF/Sto-3G to B3Lyp/6-31G and decreases to B3Lyp/6-31G*. For C14 atom, atomic charges increase, iso decrease and aniso is equal in these methods. For C21 atom, atomic charges decreases, iso and aniso are equal. For C22 atom, atomic charges decreases, iso is equal in these methods. Aniso decreases from Sto-3G to B3Lyp/6-31G and decreases from B3Lyp/6-31G to B3Lyp/6-31G*. For C18 atom, atomic charges decrease, iso decrease and aniso is equal in these methods. For C24 atom, atomic charge, iso and aniso decrease. For C17 atom, atomic charge and iso decrease and aniso is equal. For C29 atom, atomic charge decreases, iso decreases from HF/Sto-3G to B3Lyp/6-31G and increase from B3Lyp/6-31G to B3Lyp/6-31G*. Aniso increases from HF/Sto-3G to B3Lyp/6-31G and decreases from B3Lyp/6-31G to B3Lyp/6-31G*. Atomic charges decreases in different methods for C31 atom, iso is equal and aniso decreases from HF/Sto-3G to B3Lyp/6-31G and increase from B3Lyp/6-31G to B3Lyp/6-31G* (Figures 1 to 3).

C2, C5, C9, C10, C11, C13, C15, C27 and C30 atoms have atomic charges near to zero, so these atoms cannot be effective in plant characteristics. For O atoms, atomic charges and iso increase and aniso decrease from HF/Sto-3G to B3Lyp/6-31G and increase from B3Lyp/6-31G to B3Lyp/6-31G*. Atomic charge for N16 decrease from HF/Sto-3G to B3Lyp/6-31G and increase from B3Lyp/6-31G to B3Lyp/6-31G*. iso is equal and aniso increase from HF/Sto-3G to B3Lyp/6-31G and decrease from B3Lyp/6-31G to B3Lyp/6-31G*. H atoms have atomic charges about zero and nearly equal. They are nonpolar. If methyl and alkyl groups are substituted to

Table 1. The results of optimized geometry coordinate of 14-O-demethyldeboxine.

Method		HF										B3LYP							
Basis set		Sto-3G					6-31G					6-31G*							
Name	Atoms	Atomic charges		Deter minant	η	iso		Atomic charges		Determi nant	η	iso		Atomic charges		Determi nant	η	iso	
		Iso	Aniso			Iso	Aniso	Iso	Aniso			Iso	Aniso	Iso	Aniso				
C 1	-	219.1	17.6	10498800	0.77	17.61	-0.23	220.	14.1	107458	0.98	14.17	-0.29	220.7	15.4	107343	0.92	15.48	
H 32	0.0	32.82	16.2	32629.5	0.37	16.25	0.14	31.7	16.8	29126.	0.4	16.84	0.14	31.74	16.9	29084	0.4	16.95	
H 33	0.0	31.39	8.98	29702.6	0.86	-9.67	0.19	31.1	9.57	28748.	0.86	-10.31	0.18	31.26	9.25	29207.	-1.09	-10.15	
C 2	0.0	201.7	43.8	8056640	-0.9	-40.1	0.04	196.	27.8	747099	0.54	-36.19	0.06	201.7	38.9	807762	0.99	38.97	
H 34	0.0	32.19	15.6	30586.7	0.48	15.6	0.13	31.8	15.4	29857.	0.47	15.42	0.13	32.03	16.4	30062.	0.45	16.42	
C 3	0.0	201.4	52.2	10396100	0.9	-55.12	0.17	196.	35.1	737602	0.4	-50.15	0.29	202.2	46.7	805028	-1.13	-53.84	
C 4	-	199.7	15.4	7945690	0.69	-18.38	-0.1	202.	19.9	830644	0.95	19.94	-0.15	203.3	19.8	837202	0.97	19.84	
H 35	0.0	32.29	8.48	32993.3	0.81	-7.16	0.17	32.0	6.09	30639.	0.47	-8.32	0.15	32.11	6.07	32288.	0.45	-8.37	
C 5	0.0	197.9	11.5	7741880	0.29	-17.8	0.05	199.	11.8	790738	0.32	-17.98	0.08	200.3	11.4	802722	0.33	-17.16	
C 6	0.0	183.7	38.0	6103090	0.63	38.01	0.05	183.	38.1	602630	0.84	-38.11	0.08	184.6	35.9	619959	0.85	35.9	
H 36	0.0	31.64	7.78	30994.8	0.56	7.78	0.15	31.6	7.05	28264.	0.86	7.05	0.14	31.71	7.07	31253.	0.85	7.07	
C 7	0.0	172.6	41.9	5036100	0.6	8.42	0.12	177.	44.9	546076	0.78	44.91	0.13	178.7	44.7	557832	0.72	44.75	
H 37	0.0	31.52	5.82	30897.6	0.81	5.82	0.16	31.4	5.23	30805.	0.9	5.23	0.15	31.56	5.08	31089	0.99	5.08	
C 8	0.1	170.9	27.8	4463420	-	27.85	0.19	173.	30.8	519079	0.78	30.87	0.25	175.7	28.8	536897	0.83	28.81	
C 9	0.0	200.7	16.8	8070370	0.47	-16.87	0.07	201.	14.8	821386	0.3	14.87	0.11	203.2	15.5	837742	0.26	15.5	
C 10	-	204.7	14.9	8555140	0.51	-19.7	-0.16	204.	12.1	851420	0.67	-14.74	-0.18	205.0	11.5	860356	0.61	-14.35	
H 38	0.0	32.07	9.19	31843.2	0.9	9.19	0.14	32.3	8.91	32848.	0.53	8.91	0.14	32.41	8.96	33145.	0.54	8.96	
C 11	-	198.1	28.9	7714020	0.95	28.99	-0.13	197.	27.3	765343	0.94	-28.18	-0.14	198.7	27.6	778527	0.98	27.63	
H 39	0.0	32.29	9.41	32473.9	0.9	9.41	0.13	32.2	9.77	32192.	0.93	9.77	0.13	32.34	9.85	32485	0.93	9.85	
C 12	0.0	181.2	52.0	5777010	0.7	52.02	0.11	180.	52.2	573346	0.71	52.22	0.14	182.4	51.1	590132	0.68	51.14	
H 40	0.0	31.57	11.6	30045.7	0.5	11.61	0.12	31.5	11.7	29784.	0.53	11.72	0.11	31.56	11.8	29929.	0.54	11.87	
C 13	-	208.2	10.2	9013000	-	-14.4	-0.13	208.	9.53	905016	0.49	12.81	-0.14	209.5	9.08	919270	0.42	-12.76	
H 41	0.0	32.1	15.2	30637.2	0.14	15.22	0.14	31.9	15.3	30192.	0.42	15.33	0.14	32.01	15.3	30328.	0.45	15.38	
C 14	-	209.1	29.9	9068900	0.91	-31.32	-0.3	207.	28.8	884550	0.49	-29.05	-0.34	207.6	29.0	863080	0.1	-29.03	
H 42	0.0	32.01	14.6	30430.8	3.94	-11.37	0.12	32.2	14.7	31047.	0.53	14.71	0.13	32.27	14.7	31217.	0.54	14.75	
H 43	0.0	31.68	10.6	30154.3	0.98	-10.91	0.16	32.4	8.31	33327.	0.97	8.31	0.17	32.63	8.15	33937.	0.97	8.15	
C 15	0.0	185.3	27.2	6331740	-	27.24	0.02	185.	25.3	636093	0.49	25.38	-0.01	186.1	25.3	641490	0.32	25.36	
H 44	0.0	32.81	10.4	33770.6	0.94	10.49	0.13	32.7	10.2	33592.	0.97	10.27	0.12	32.94	10.1	34250.	0.99	10.15	
C 21	0.0	180.0	47.5	5698560	0.43	47.53	0.13	179.	47.4	569077	1.79	-33.97	0.17	181.7	46.2	587368	0.43	46.21	
H 52	0.0	31.36	7.43	29826.5	0.62	-9.18	0.15	31.4	7.13	30061.	0.57	-9.09	0.13	31.5	7.38	30242	0.59	-9.27	
C 22	-	216.2	24.1	10065300	0.83	24.17	-0.29	216.	22.8	100722	0.73	22.87	-0.34	217.3	23.5	102298	0.67	23.49	
H 53	0.0	33.13	9.44	35015.2	0.78	-9.76	0.1	32.9	9.92	34160.	0.88	-10.55	0.11	33.03	10.0	34442.	0.87	-10.71	
	0.0	32.62	11.9	32880.9	0.85	11.95	0.17	32.4	12.0	32367.	0.82	12.05	0.17	32.51	11.9	32488	0.87	11.97	

Table 1.Contd.

CH ₃	C 18	-	223.3	26.7	11071900	0.75	26.69	-0.41	222.	26.2	110236	0.68	26.29	-0.48	222.9	26.8	110136	0.73	26.87
	H 48	0.0	32.61	11.9	32851.3	0.8	11.93	0.16	31.8	11.4	30714.	0.73	11.48	0.17	31.87	11.8	30757.	0.64	11.83
	H 49	0.0	32.49	8.45	33137.2	0.92	-9.09	0.14	32.2	8.7	32206.	0.8	9.66	0.15	32.23	8.57	32166.	0.69	-10.1
	H 50	0.0	32.79	16.1	32459.5	-	16.19	0.15	32.4	16.7	31257.	0.43	16.77	0.15	32.47	16.9	31225.	0.39	16.97
	C 27	-	196.1	64.1	7296920	0.23	64.14	-0.17	195.	65.0	717363	0.14	65.58	-0.21	196.1	64.3	802769	0.16	64.39
	H 60	0.0	31.18	14.8	28179.4	0.29	14.84	0.15	31.2	14.7	28536.	0.07	14.57	0.15	31.23	15.1	28342.	0.05	15.19
	H 61	0.0	32.02	9.87	31793.2	-	9.87	0.17	31.2	7.32	29524.	0.72	-8.49	0.16	31.23	7.69	29510.	0.74	-8.82
	H 62	0.0	31.63	9.39	30365.9	0.84	9.39	0.13	31.7	9.72	30941.	0.52	9.72	0.14	31.79	9.99	31056.	0.48	9.99
	C 24	-0.2	219.3	31.5	10474000	0.67	31.52	-0.43	217.	30.3	102203	0.58	30.36	-0.49	217.7	30.2	102595	0.59	30.25
	H 56	0.0	32.6	12.2	32688.7	0.86	12.22	0.12	32.5	12.2	32508.	0.89	12.23	0.14	32.62	12.2	51306.	0.88	69.68
	H 57	0.0	32.63	12.5	33123.3	0.35	12.58	0.13	32.2	11.8	32100.	0.3	11.86	0.14	32.27	12.0	32134.	0.3	12.04
	H 58	0.0	31.53	11.8	28646.9	0.61	-14.7	0.17	31.8	10.8	30413.	1.16	10.82	0.17	31.95	10.8	30775.	0.85	-11.68
	C 17	-	202.3	53.6	8090330	0.35	53.65	-0.31	201.	54.2	794075	0.4	54.21	-0.36	201.4	53.4	798223	0.39	53.47
	H 45	0.0	32.4	11.9	33034.0	0.34	10.51	0.11	32.0	10.9	31748.	0.3	10.9	0.11	32.18	10.8	32098.	0.28	10.89
	H 46	0.0	30.72	8.65	2749740000	0.59	-10.92	0.22	30.7	8.72	27703.	0.54	-11.31	0.21	30.96	8.57	28214.	0.53	-11.21
H 47	0.0	32.29	14.7	31797.8	0.09	14.7	0.14	32.0	14.6	30782.	0.14	14.65	0.14	31.1	14.9	30636.	0.13	14.91	
C 29	-	201.5	53.0	8007340	0.2	53.02	-0.16	200.	54.6	784067	0.16	54.64	-0.2	201.6	52.9	802130	0.17	52.9	
H 63	0.0	31.76	7.52	31012.9	0.62	-9.09	0.16	31.5	6.7	30500.	0.45	-9.25	0.15	31.71	7.76	30845.	-0.71	-9.09	
H 64	0.0	31.54	15.7	29044.8	0.59	15.78	0.14	31.4	12.2	28859.	0.13	15.23	0.15	31.41	15.6	28214.	0.14	15.67	
H 65	0.0	31.71	7.67	30903.0	-	-9	0.13	31.6	8.47	30695.	0.93	-8.76	0.13	31.67	8.11	30747.	0.8	-8.99	
C ₂ H ₆	C 30	-	199.5	48.1	7783700	0.57	48.13	-0.06	199.	49.0	771374	0.6	49.02	-0.08	199.8	48.6	780866	0.59	48.68
	C 31	-	224.8	18.9	11342800	0.37	18.93	-0.41	223.	17.3	111367	0.5	17.39	-0.46	223.7	18.0	111725	0.41	18.09
	H 66	0.0	32.04	7.35	32111.8	0.94	-7.58	-0.1	31.7	7.7	31275.	0.96	7.7	0.11	31.95	7.65	31815.	0.99	-7.6
	H 67	0.0	32.24	13.3	31213.6	0.84	13.3	0.13	31.9	13.2	30369.	0.92	13.26	0.13	32.03	13.3	30460.	0.94	13.33
	H 68	0.0	32.76	17.0	32588.3	0.16	17.03	0.12	32.4	16.8	31290.	0.16	16.82	0.13	32.44	16.8	31381.	0.16	16.89
	H 69	0.0	32.69	9.08	33743.5	0.99	-9.13	0.13	32.3	8.95	32620.	0.99	8.95	0.14	32.29	9.52	32473.	0.14	9.52
	H 70	0.0	32.29	6.9	32720.1	0.59	8.68	0.16	32.1	7.43	31952.	0.55	-9.61	0.17	32.12	7.5	31969.	0.53	9.78
NO	O	-	360.3	119.	41168400	0.18	-16.87	-0.49	323.	150.	289027	0.85	-196.31	-0.5	360.2	106.	412338	0.05	-
	O	-0.3	351.5	95.2	-	0.41	-19.7	-0.61	352.	52	437244	0.07	52	-0.63	364.5	63.8	480236	0.31	63.83
	H 51	0.1	34.19	21.4	34850.7	0.62	21.45	0.36	33.9	16.9	35710.	0.6	16.94	0.4	34.42	18.8	36933.	0.81	16.88
	O	-	383.7	49.5	10474000	0.35	49.57	-0.54	371.	42.9	507657	-	-48.05	-0.5	392.6	43.8	602346	0.9	43.8
	O	-0.3	353.6	80.7	10474000	0.48	80.71	-0.63	353.	60.5	437417	-	60.5	-0.67	364.6	69.6	479803	0.36	69.68
	H 59	0.1	34.15	14.3	36811.6	0.96	14.35	0.37	34.2	14.7	36896.	0.92	14.75	0.4	34.62	15.2	38080.	0.94	15.21
	O	-0.3	357.5	86.4	3509550000	0.65	86.45	-0.61	355.	67	444075	0.24	67	-0.63	365.0	77.4	479820	-0.12	77.49
	H 55	0.1	34.23	10.5	35991.3	0.42	19.45	0.36	34.3	19.1	36736.	0.34	19.18	0.4	34.84	19.5	38128.	0.4	19.51
O	-	367.5	81.6	5264100	0.21	81.67	-0.54	359.	91.8	456059	0.21	91.89	-0.5	385.3	92.6	562332	0.29	92.66	
N 16	-	290.7	39.4	24289800	-0.5	-52.69	-0.49	296.	46.4	255685	0.5	-62.09	-0.42	299.6	43.9	265135	0.47	-59.6	

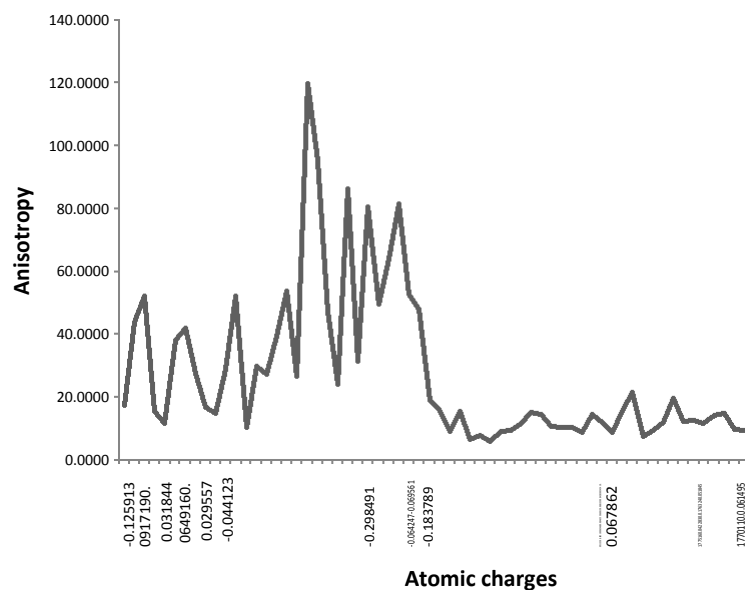
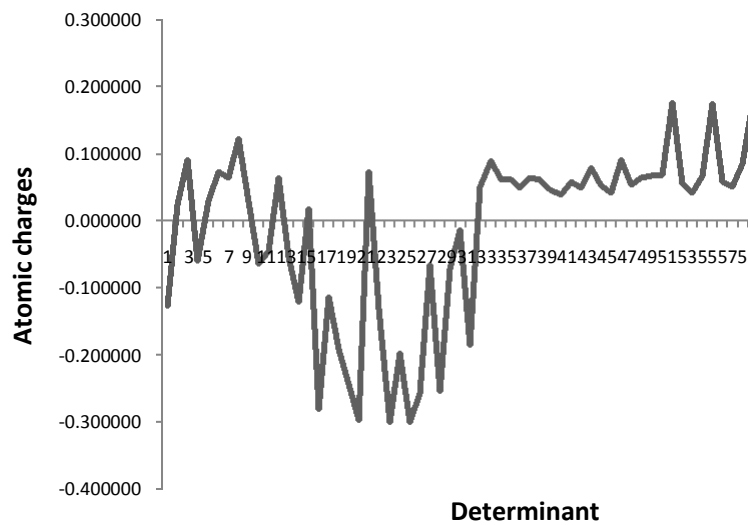
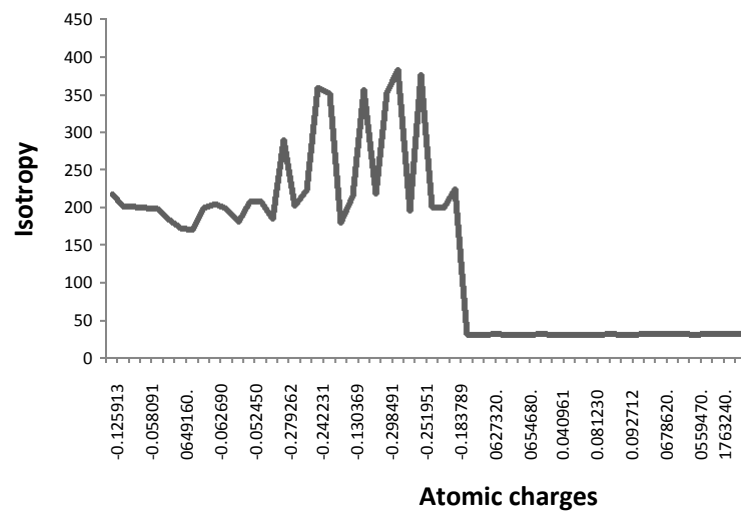


Figure 1. It shows the graphs were obtained from HF/Sto-3G method.

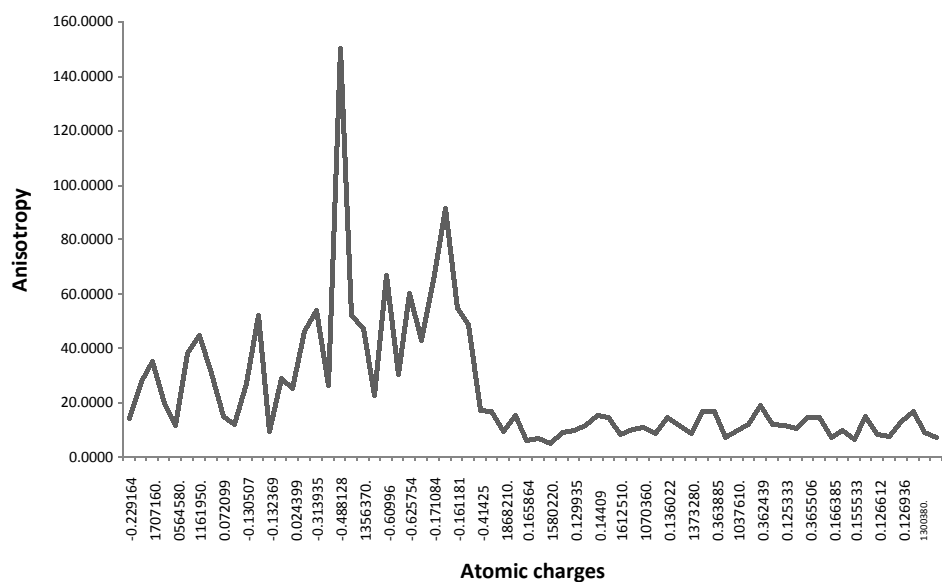
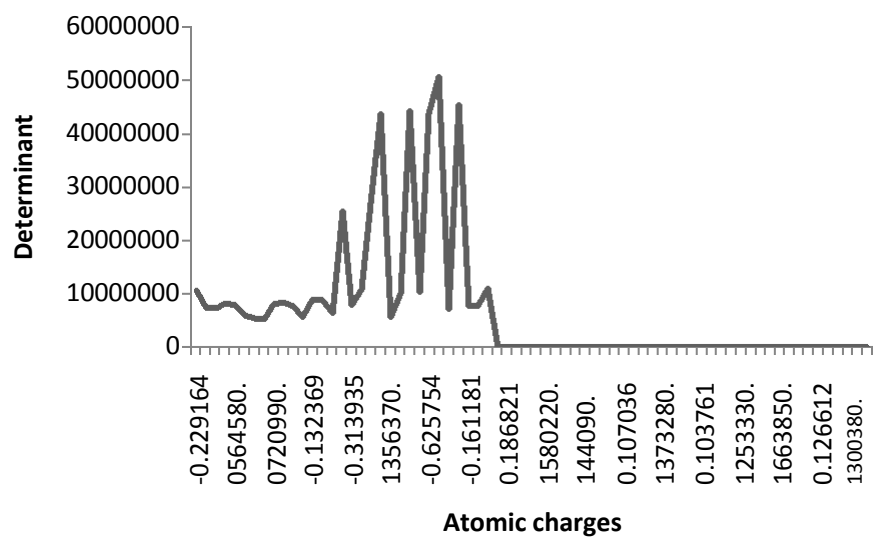
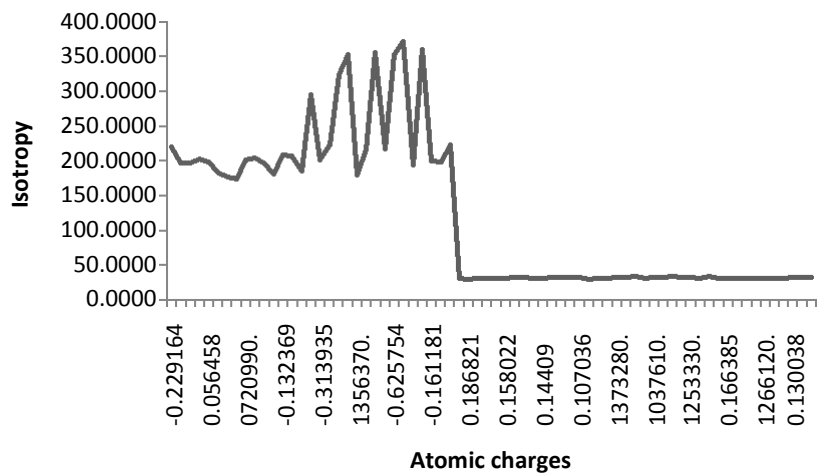


Figure 2. It shows the graphs were obtained from B3LyP/6-31G method.

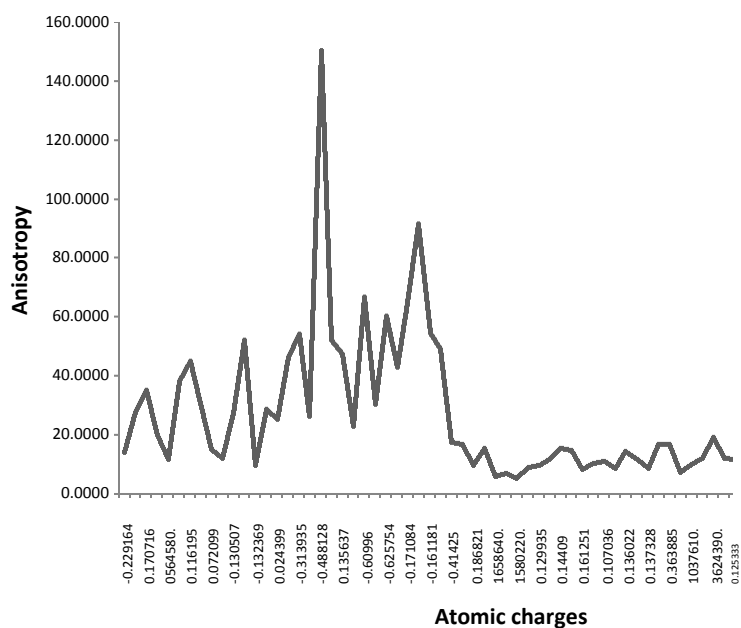
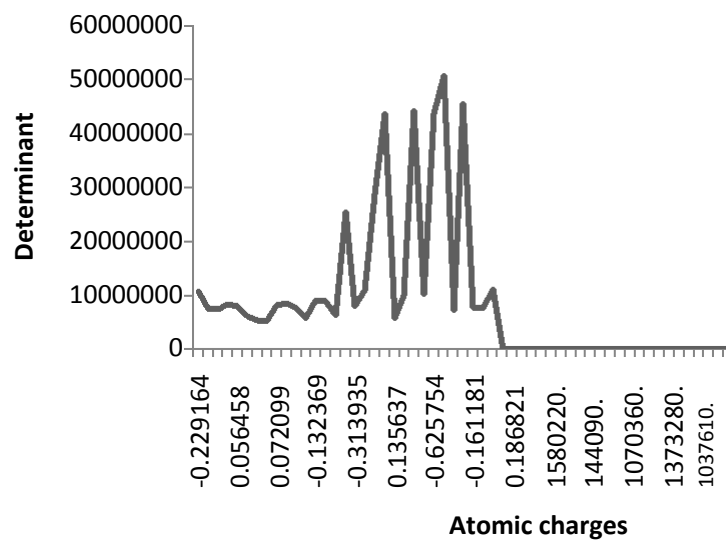
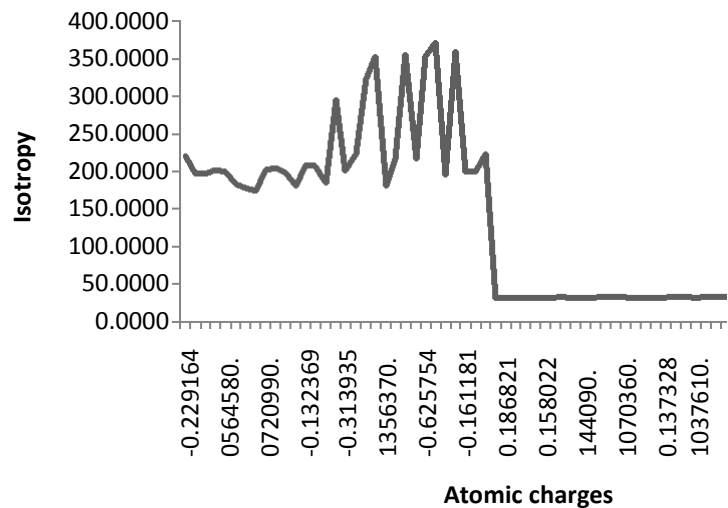
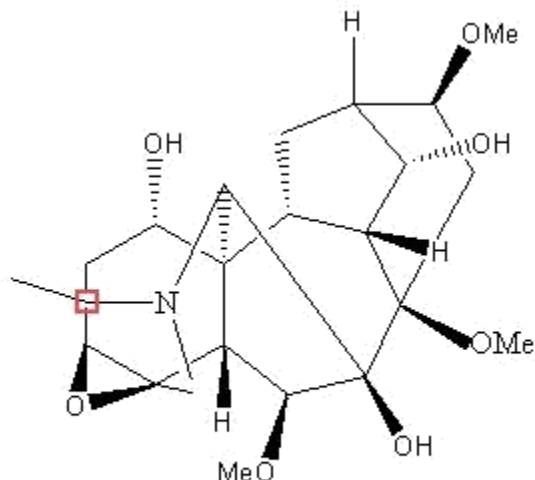


Figure 3. It shows the graphs were obtained from B3Lyp/6-31G* method



14-O-Demethyldeiboxine

Figure 4. 14-o-demethyldeiboxine.

these atoms, plant characteristics increase because of electron donor groups increasing.

In this research, we focus on two mechanisms to define anticancer and antiviral properties of *Consolida* species and effective material from this plant. One of these mechanisms is the study of NMR and the other one is dipole moment. We studied molecular stability in both methods for anticancer properties and understood that in *ab initio* calculation, in negative charges, minimum isotropy is about -0.3 degree and in positive charges, maximum isotropy is about 0.15 degree. These show that this molecule has polarity and alkaloidal properties that can highly reactions with microtubules and destroys there stability by polarity. It can be block cellular division and prevent from rapid growth in cancer.

Anisotropical calculations resulted exactly -0.3 degree too that emphasized in isotropical data. In the other hand, with drawing the atomic charges curve to determinant 3*3 based on NMR, we saw that these properties were formed in -0.3 degree. With changing the calculation from *ab initio* to DFT and B3Lyp instruction, we found this minimum for determinant in -0.6 degree too, that is two equal to -0.3. This result was not only for isotropy and anisotropy data. According to DFT that focuses in molecular density, these calculation show DFT methods can be the complementary of *ab initio* methods and feature in so small alkaloidal molecule from *Consolida* such as the pik in aniso curve and we can see it in Table 1.

The result of calculations show that 6-31G* order is more accurate than 6-31G, and 6-31G is more accurate than STO order especially for methyl groups. If methyl groups were substitute with other donor electron groups such as ethyl, demethyl, propyl,... , anticancer properties

increase. Electron pulling groups such as phenyl and dephenyl decrease these properties. Different groups were discovered in *Consolida* that the most effective of them is 14-o-demethyldeiboxine (Figure 4). These result can be inferred clearly in NMR result and *ab initio* calculations. η data for cycles characterize more details for us. Then it can be suggested that more concentration on η should be useful. Δ iso can also be shown in total manner in aniso and iso. With the substitution of ethyl, propyle and phenyl groups, we can gain these data and hereby some indexes can get for demethyldeiboxin molecules. Dipole moment calculations exactly approve *ab initio* methods.

REFERENCES

- Alva A, Grandez M, Madinaveitia A, De La Fuente G, Gavin JA (2004). Seven New Nordipernoid Alkaloids from Spanish *Consolida orientalis*. *Helvetica Chimica Acta.*, 87: 2110-2120.
- Becke ADJ (1993). *Chem. Phys.*, 98: 46-48.
- Dobelis P, Madl JE, Pfister JA, Manners GD, Walrond JP (1999). Effect of Delphinium Alkaloids on Neuromuscular Transmission. *J. Pharmacol. Exp.*, 291: 538-546.
- Frisch MJ, Pople JA, Del Bene JE (1985). MNDO calculations of systems containing hydrogen bonds. *J. Phys. Chem.*, 89: 3664-3669.
- Frisch MJ, Trucks GW, Schlegel HB, Scuseria GE, Robb MA, Cheeseman JR, Zakrzewski VG, Montgomery JA, Stratmann RE, Burant JC, Dapprich S, Millam JM, Daniels AD, Kudin KN, Strain MC, Farkas O, Tomasi J, Barone V, Cossi M, Cammi R, Mennucci B, Pomelli C, Adamo C, Clifford S, Ochterski J, Petersson GA, Ayala PY, Cui Q, Morokuma K, Malick DK, Rabuck AD, Raghavachari K, Raghavachari JB, Cioslowski J, Ortiz JV, Baboul AG, Stefanov BB, Liu G, Liashenko A, Piskorz P, Komaromi I, Gomperts R, Martin RL, Fox DJ, Keith T, Laham MA, Peng CY, Nanayakkara A, Gonzalez C, Challacombe M, Gill PMW, Johnson B, Chen W, Wong MW, Andres MJL, Gonzalez C, Gordon MH, Replogle ES, Pople JA (1998). Gaussian, Inc., Pittsburgh PA Gaussian 98 Revision A.7.
- Green BT, Welch KD, Gardner DR, Stengelmeier BL, Pfister JA, Cook D, Davis TZ (2010). A toxicokinetic comparison of norditerpenoid alkaloids from *Delphinium barbeyi* and *D. glaucescens* in cattle. *J. App. Toxicol.*, 31: 20-26.
- Lee C, Yang W, Parr RG (1998). Effective homogeneity of the exchange-correlation energy functional. *Phys. Rev. B.*, 37: 785.
- Vosko SH, Wilk K, Nusair M (1980). Atoms, molecules, solids, and surfaces: Applications of the generalized gradient approximation for exchange and correlation. *Can. J. Phys.*, 58: 1200.
- Monajjemi M, Afsharnejad S, Jaafari MR, Abdolahi T, Nikosade A, Monajjemi H (2007). NMR Shielding and a Thermodynamic Study of the Effect of Environmental Exposure to Petrochemical Solvent on DPPC, an Important Component of Lung Surfactant. *Rus. J. Phys. Chem. A.*, 81: 1956-1963.
- Monajjemi M, Honaparvar B, Khalili Hadad B, Ilkhani AR, Mollaamin F (2010). Thermo-chemical investigation and NBO analysis of some anxiolytic as Nano- drugs. *Afr. J. Pharm. Pharmacol.*, 4: 521-529.
- Monajjemi M, Rajaeian E, Mollaamin F, Naderi F, Saki S (2008). Investigation of NMR shielding tensors in 1,3 dipolar cycloadditions: solvents dielectric effect. *Phy. Chem. Liq.*, 46: 299-306.
- Monajjemi M, Saedi L, Najafi F, Mollaamin F (2010). Physical properties of active site of tubulin-binding as anticancer nanotechnology investigation. *Int. J. Phys. Sci.*, 5: 1609-1621.
- Pople JA, Nesbet RK (1954). Self-consistent orbitals for radicals. *J. Chem. Phys.*, 22: 571.
- Rootan CCJ (1951). New Developments in Molecular Orbital Theory. *Rev. Mod. Phys.*, 23: 69.
- Sener B, Orhan I, Ozcelik B (2007). Diterpenoid alkaloids from some Turkish *Consolida* species and their antiviral activities. *Arkivoc*, 7: 265-272.

Vosko SH, Wilk K, Nusair M (1980). Atoms, molecules, solids, and surfaces: Applications of the generalized gradient approximation for exchange and correlation. *Can. J. Phys.*, 58: 1200.

Wang F, Yang J, Chen Q, Yu L, Li B (2000). New Access to 8,17-Seco Norditerpenoid Alkaloids via Reduction of the corresponding 8-Chloro Derivatives. *Chem. Pharm. Bull.*, 48: 1912-1916.

Welch KD, Green BT, Gardner DR, Cook D, Pfister JA, Stegelmeier BL, Panter KE, Davis TZ (2010). Influence of 7,8-Methylenedioxyoctonine- type diterpenoid alkaloids on the toxic effects associated with ingestion of tall larkspur (*Delphinium* spp.) in cattle. *Am. J. Vet. Res.*, 71: 487.