

Full Length Research Paper

Studies on some economic traits and biological characters of regular and reciprocal cross between a multivoltine and bivoltine race of the silkworm *Bombyx mori*

M. S. Doddaswamy¹, G. Subramanya^{1*} and E. Talebi^{1, 2}

¹Department of Sericulture Science, University of Mysore, Manasagangotri, Mysore, Karnataka, India.

²Department of Animal Science, Islamic Azad University, Darab, Fars, Iran.

Accepted 3 May, 2013

In order to understand the genetics of cross breeding system between multivoltine and bivoltine race, a hybridization experiment was conducted by crossing females of multivoltine Pure Mysore race (PM) with males of a bivoltine race C₁₀₈ and its reciprocals. The F₁ and F₂ progenies of the above crosses were derived in order to study the economic traits and biological characters. The results of the analysis of the thirteen economic traits in the F₁ progeny between the regular and reciprocal crosses clearly indicated that wherever PM is participated as female partner the values of the economic traits are on the higher side than the reciprocals. In regard to the studies on the biological characters, the F₁ progeny of a cross of females of PM with males of C₁₀₈ produced non-diapause eggs exhibiting 23 - 24 days of larval duration and spinning light green cocoons. On the other hand a cross between females of C₁₀₈ with males of PM produced only diapause type of eggs having larval duration of 22 days which is shorter by 1 - 1.5 days compared to regular cross. The F₂ progenies involving both the crosses produced 3:1 ratio diapause: non-diapause eggs and green: white cocoons indicating Mendelian pattern of inheritance for voltinism and cocoon colour. The authors in the present investigation discussed the importance of hemizygous and heterozygous individuals of F₁ progeny and its utility in genetics and breeding of silkworm *Bombyx mori*.

Key words: Regular and reciprocal crosses, *Bombyx mori*, Economic traits, biological characters.

INTRODUCTION

The sericultural industry involved in the production of silk occupies an important place in the Indian economy and provides gainful occupation to lakhs of people. Even though India is one of the oldest silk producing countries, majority of the silk produced is by multivoltine × bivoltine hybrids. It is estimated that nearly 80% of the silk in India is produced by multivoltine × bivoltine hybrids where multivoltine races are used as female parent. The above combinations of hybrids have performed uniformly in the rearer's house exhibiting moderate productivity. The average yield is now estimated as 50 Kg/100 disease

free layings from multi- bi hybrids. Contrary to this, in the sericultural states of India the hybrids of bivoltine females with males of multivoltines are not commercially exploited. The main reason attributed is that the contributions of bivoltines by virtue of its maternal inheritance may result in regular crop losses. As a result, fifty percent of male population of multivoltines and other fifty percent of female population of bivoltines are not properly utilized resulting in the revenue loss running to several corers of rupees. Thus, the genetic potentialities of the silkworm breeds are not fully exploited for silk production in our country. Understanding the genetic capabilities of multivoltine × bivoltine hybrids as well bivoltine × multivoltine hybrids is of utmost practical importance and it is worth while to examine the prospects of developing a thorough knowledge of the above crossing system in the

*Corresponding author. E-mail: subramanyag2000@yahoo.co.in. Tel: 0091-821-2419712, 00919448600178.

light of the basic principles of genetics and understanding of basic biological characters. In the present paper the results of such differences for some economic traits and biological characters are discussed.

MATERIALS AND METHODS

The pure races of Mulberry Silkworm *Bombyx mori* Viz., multivoltine Pure Mysore (PM), bivoltine race C₁₀₈ formed the materials for the present investigations. These races were drawn from the germ-plasm bank maintained in the Department of Studies in Sericultural Science, University of Mysore, Mysore, India. Parental seed cocoons of the above said two races were collected and layings of the pure races were prepared adopting the method described by Tazima (1962). After incubation of eggs at 25 ± 1°C and relative humidity of 80 ± 5%, two layings of each of the two pure races were selected. The larvae hatched from each layings were reared separately under uniform laboratory conditions as described by Narasimhanna and Krishnaswamy (1972). The larvae were fed with M₅ variety of mulberry (*Morus indica*) leaves.

For assessing the comparative performance of the pure races, thirteen economic characters namely Fecundity, Hatching percentage, Weight of fifth instar larvae, Larval duration, Yield/10000 larvae brushed by number and weight, Cocoon weight, Shell weight, Shell percentage, Filament length, Denier, Renditta and Pupation rate were analysed in three different seasons of the year. The parental seed cocoons of the above races, after the analysis were utilized in the preparation of the hybrid layings by crossing females of Pure Mysore with males of bivoltines and their reciprocals. The Duncan system of statistical model for one-way classification was employed following the method of Snedecor and Cochran (1967) for the data obtained during of course hybridization programme.

RESULTS AND DISCUSSION

The mean values of the economic traits of two parents viz; Pure Mysore and C₁₀₈ and their F₁ hybrids along with statistical data for three seasons of the year are presented in Tables 1 - 3. Based on the results it is clear that the two races revealed differential performances in three seasons. The multivoltine Pure Mysore exhibited longest larval duration of 661 h in Post-monsoon season compared to 570 h in C₁₀₈. In addition quantitative traits like cocoon weight, shell weight and shell ratio are significantly higher (P < 0.05) in the bivoltine C₁₀₈ compared to multivoltine race. This could be ascribed to the differences in the voltinism and racial specificity as pointed out by Murakami (1989a and b). Based on the findings on the performance of the F₁ hybrids in three different seasons of the year, it is obvious that F₁ hybrids of reciprocal crosses also spun cocoons of tightly formed shells, uniform growth and uniform crop performance compared to popular crosses where multivoltine Pure Mysore is used as female parent. In all the three seasons (Tables 1 - 3) analysis of the various economic traits in the regular and reciprocal crosses of F₁ hybrids revealed significant differences (P < 0.05) for eleven out of thirteen economic traits analysed. Based on the results it is obvious that Pure Mysore wherever participated as

female partner with bivoltines, the value of economic traits are on the higher side than the reciprocals. The above findings tally with the findings of Benchamin et al. (1983) and Tazima (1988) who have observed similar results in their studies on multivoltine × bivoltine and bivoltine × multivoltine hybrids. It is also important that several multivoltine × bivoltine hybrids are commercially exploited in addition to the F₁ hybrids derived from a cross between Pure Mysore females with bivoltine males (Radhakrishna et al., 2001; Ravindra Singh et al., 2005; Umadevi et al., 2005). In the present study the F₁ hybrids of multivoltine × bivoltine analysed in three seasons clearly indicated uniform larval growth period from I-V instars while, in the reciprocal crosses the larval growth period is normal from I-IV instars and V instar larval period is reduced by 25 - 28 h. Similar results were recorded by Tazima (1988) utilizing multivoltine × bivoltine hybrid and he opined that such differences in larval duration are due to Lm^e genes. On the other hand Murakami (1994) opined that a reduction in the larval duration in reciprocal crosses in a multivoltine × bivoltine hybrid is due to the role played by X chromosome. Analysis of the genetic characteristics for voltinism and cocoon colour during F₁ and F₂ generation in both the crosses revealed interesting results (Table 4, Figures 1 and 2). In the crosses wherever Pure Mysore female is utilized with bivoltine race the F₁ eggs are non-diapause and F₂ eggs are diapause type, but the eggs laid by the F₂ moths revealed a typical Mendelian pattern of inheritance exhibiting 3:1 diapause to non-diapause type pattern. In the reciprocal crosses the F₁ progenies are diapause type and F₂ progenies are non-diapause type and F₂ moths laid 3:1 diapause to non-diapause eggs (Figure 1). Tazima (1988) while reporting on the improvement of multivoltine Pure Mysore race revealed that dormancy is always dominant over non-dormancy. Similar result was observed by Murakami (1989 a) utilizing Cambodge as a female parent. The results of the authors in the present investigation supports the findings of Tazima (1964) and Murakami (1989 a). Based on the data on cocoon colours (Figure 2) it is clear that the F₂ progenies also revealed 3:1 segregation in a typical Mendelian pattern (three green and one white) and is in conformity with the findings of Murakami (1988 and 1994). Schematic representations of the two different crosses are shown in Figure 3. Based on the segregation of the characters it is important that breeders should take cognescence of hemizygous and heterozygous populations to understand the viability features of F₁ hybrids. The above results are in conformity with findings of Subramanya and Murakami (1994) who have proposed that hemizygous and heterozygous population play an important role in the expression of quantitative and qualitative traits and also basic biological characters such as voltinism and moultnism, larval growth, cocoon colour and shape of the cocoons.

Thus, based on the overall performance of economically important parameters multivoltine female × bivoltine male

Table 1. Mean values of the thirteen economic traits of two parental races and their F₁ hybrids in Pre-monsoon season

Races	Fecundity	Hatching %	Larval duration (h)	Larval Wt (gm)	Yield / 10000		Cocoon Wt (gm)	Shell Wt (gm)	Shell %	Filament length (m)	Denier	Renditta	Pupation Rate
					No	Wt in Kg							
PM	444.33 ± 20.21 ^c	91.42 ± 2.51 ^b	648 ± 13.85 ^a	19.78 ± 0.319 ^d	8947 ± 61.61 ^a	9.730 ± 0.026 ^d	1.115 ± 0.020 ^d	0.160 ± 0.018 ^d	14.35 ± 1.34 ^b	382 ± 1069 ^d	1.91 ± 0.040 ^b	11.20 ± 0.134 ^a	90.80 ± 0.333 ^a
C108	545.66 ± 3.48 ^b	95.41 ± 0.344 ^{ab}	535 ± 2.51 ^b	42.16 ± 0.272 ^a	8052.66 ± 34.70 ^c	16.430 ± 0.017 ^a	2.076 ± 0.031 ^a	0.383 ± 0.002 ^a	18.48 ± 0.140 ^a	1032 ± 2.64 ^a	2.256 ± 0.032 ^a	7.95 ± 0.017 ^c	92.10 ± 0.387 ^a
PM × C108	530.33 ± 1.45 ^b	96.47 ± 0.315 ^a	525 ± 13.98 ^b	34.03 ± 0.442 ^b	8066 ± 33.32 ^c	13.920 ± 0.057 ^b	1.739 ± 0.033 ^b	0.315 ± 0.004 ^b	18.11 ± 0.292 ^a	728.33 ± 9.70 ^b	2.06 ± 0.017 ^b	10.25 ± 0.053 ^b	92.15 ± 0.713 ^a
C108 × PM	592 ± 5.19 ^a	93.190 ± 0.213 ^{ab}	513 ± 13.74 ^b	30.60 ± 0.303 ^c	8254 ± 28.82 ^b	11.236 ± 0.014 ^c	1.405 ± 0.026 ^c	0.241 ± 0.008 ^c	17.14 ± 0.504 ^a	590.66 ± 7.68 ^c	2.16 ± 0.061 ^a	10.44 ± 0.057 ^b	90.97 ± 0.260 ^a
F-value	33.818	3.098 NS	26.752	741.153	102.385	7715.44	215.07	84.79	6.45	1082.87	14.120	321.40	2.47NS

Note: The values are derived from three replicates ± SE. The values with the same letters are not statistical significant (P > 0.05) when subjected to DMRT (Duncan's Multiple Range Test).

Table 2. Mean values of the thirteen economic traits of two parental races and their F₁ hybrids in Monsoon season.

Races	Fecundity	Hatching %	Larval Duration (h)	Larval Wt (gm)	Yield / 10000		Cocoon Wt (gm)	Shell Wt (gm)	Shell %	Filament Length (m)	Denier	Renditta	Pupation Rate
					No	Wt in Kg							
PM	452 ± 7.02 ^c	96.51 ± 0.545 ^a	657 ± 16.29 ^a	28.27 ± 0.433 ^d	9182.66 ± 50.42 ^a	9.756 ± 0.040 ^d	1.088 ± 0.008 ^d	0.153 ± 0.008 ^c	14.01 ± 0.592 ^b	351 ± 19.35 ^c	2.08 ± 0.084 ^b	11.68 ± 0.268 ^a	93.14 ± 0.531 ^a
C108	538.33 ± 2.33 ^b	96.52 ± 0.439 ^a	577.33 ± 2.03 ^b	46.29 ± 0.260 ^a	8118.33 ± 57.85 ^b	15.92 ± 0.072 ^a	2.008 ± 0.038 ^a	0.368 ± 0.014 ^a	18.29 ± 0.365 ^a	1025.33 ± 8.37 ^a	2.35 ± 0.044 ^a	8.20 ± 0.052 ^c	92.25 ± 0.465 ^{ab}
PM × C108	533.33 ± 5.78 ^b	96.81 ± 0.833 ^a	555.66 ± 7.51 ^{bc}	34.91 ± 0.167 ^b	8432.66 ± 216.20 ^b	13.59 ± 0.551 ^b	1.640 ± 0.056 ^b	0.285 ± 0.012 ^b	17.36 ± 0.176 ^a	684 ± 13.08 ^b	2.11 ± 0.064 ^b	10.34 ± 0.104 ^b	92.19 ± 0.366 ^b
C108 × PM	586.33 ± 8.51 ^a	94.75 ± 0.847 ^a	534.66 ± 2.73 ^c	31.10 ± 0.261 ^c	8351 ± 56.65 ^b	12.35 ± 0.068 ^c	1.505 ± 0.009 ^c	0.271 ± 0.007 ^b	18 ± 0.463 ^a	671.33 ± 7.31 ^b	2.17 ± 0.060 ^{ab}	10.45 ± 0.038 ^b	90.92 ± 0.336 ^b
F-value	77.29	1.86NS	34.31	711.13	15.20	83.44	122.60	67.52	21.31	453.59	3.307NS	96.29	4.45

Note: The values are derived from three replicates ± SE. The values with the same letters are not statistical significant (P > 0.05) when subjected to DMRT.

male represent good hybrid combinations, but bivoltine female × multivoltine male also could be exploited with more scientific care.

ACKNOWLEDGEMENTS

Two of the authors wish to express sincere

thanks to University Grants Commission for providing the necessary funds. We wish to thank Chairman, Department of Studies in Sericultural

Table 3. Mean values of the thirteen economic traits of two parental races and their F₁ hybrids in Post-monsoon season.

Traits	Fecundity	Hatching %	Larval Duration (hrs)	Larval Wt (in gms)	Yield / 10000		Cocoon Wt (in gms)	Shell Wt (In gms)	Shell %	Filament Length (meters)	Denier	Renditta	Pupation Rate
					No	Wt in Kg							
PM	498.66 ± 14.11 ^b	97.77 ± 0.181 ^a	661 ± 12.70 ^a	20.35 ± 0.115 ^c	9424.66 ± 46.08 ^a	11.13 ± 0.031 ^c	1.195 ± 0.005 ^c	0.165 ± 0.004 ^c	13.803 ± 0.329 ^c	394.33 ± 5.61 ^c	1.86 ± 0.037 ^c	10.99 ± 0.080 ^a	93.39 ± 0.394 ^{ab}
C108	567.66 ± 2.03 ^a	95.85 ± 0.228 ^b	570.33 ± 1.20 ^b	43.25 ± 0.431 ^a	9527.33 ± 32.57 ^a	18.45 ± 0.934 ^a	2.06 ± 0.025 ^a	0.388 ± 0.004 ^a	18.84 ± 0.232 ^a	1018.66 ± 6.49 ^a	2.5 ± 0.046 ^a	8.20 ± 0.028 ^c	93.32 ± 0.497 ^{ab}
PM × C108	562 ± 7 ^a	97.75 ± 0.383 ^a	555.66 ± 6.12 ^{bc}	32.21 ± 0.535 ^b	9295 ± 68.55 ^a	16.91 ± 0.229 ^{ab}	1.84 ± 0.032 ^b	0.323 ± 0.010 ^b	17.56 ± 0.284 ^b	693.33 ± 12.99 ^b	2.123 ± 0.048 ^b	10.28 ± 0.129 ^b	93.63 ± 0.268 ^a
C108 × PM	576 ± 3.21 ^a	96.68 ± 0.263 ^b	528.66 ± 10.52 ^c	31.48 ± 0.583 ^b	9314.33 ± 146.99 ^a	16.30 ± 0.318 ^b	1.77 ± 0.020 ^b	0.304 ± 0.004 ^b	17.16 ± 0.297 ^b	688.66 ± 8.21 ^b	2.153 ± 0.032 ^b	10.33 ± 0.075 ^b	92.08 ± 0.509 ^b
F-value	19.107	11.46	42.34	424.26	1.57NS	39.26	247.17	198.45	55.67	839.94	39.67	197.79	2.64NS

Note: The values are derived from three replicates ± SE. The values with the same letters are not statistical significant (P > 0.05) when subjected to DMRT.

Table 4. Segregation of egg colour, cocoon colour in the F₂ progenies of regular hybrids and its reciprocals.

Hybrids	Types of eggs (in numbers)			Cocoon colours (in numbers)		
	Diapause	Non-diapause	Total	Green	White	Total
PM × C ₁₀₈	68370	23151	91521	3332	1231	4563
	74.70%	25.30%		73.02%	26.98%	
F ₂ moths	3	1		3	1	
C ₁₀₈ × PM	69819	25317	95136	3543	1287	4830
	73.39%	26.61%		73.35%	26.65%	
F ₂ moths	3	1		3	1	

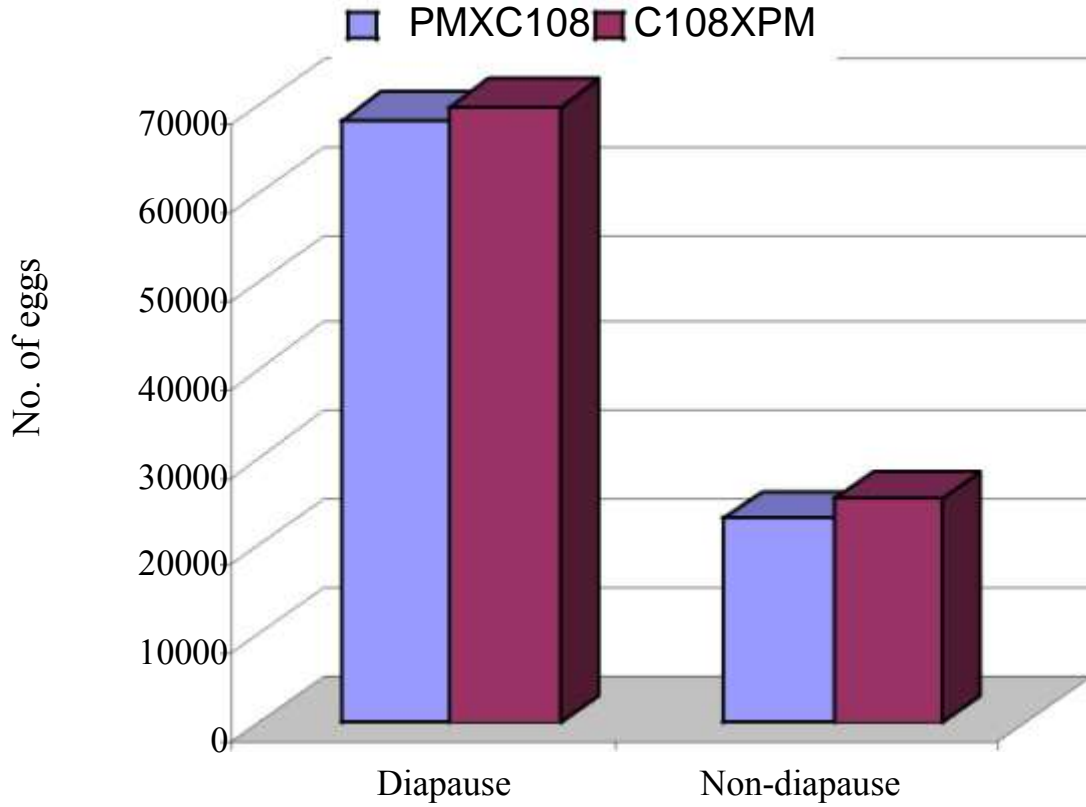


Figure 1. Diapausing and Non-diapausing egg segregation in F₂ progenies of PM × C₁₀₈ and C₁₀₈ × PM hybrids.

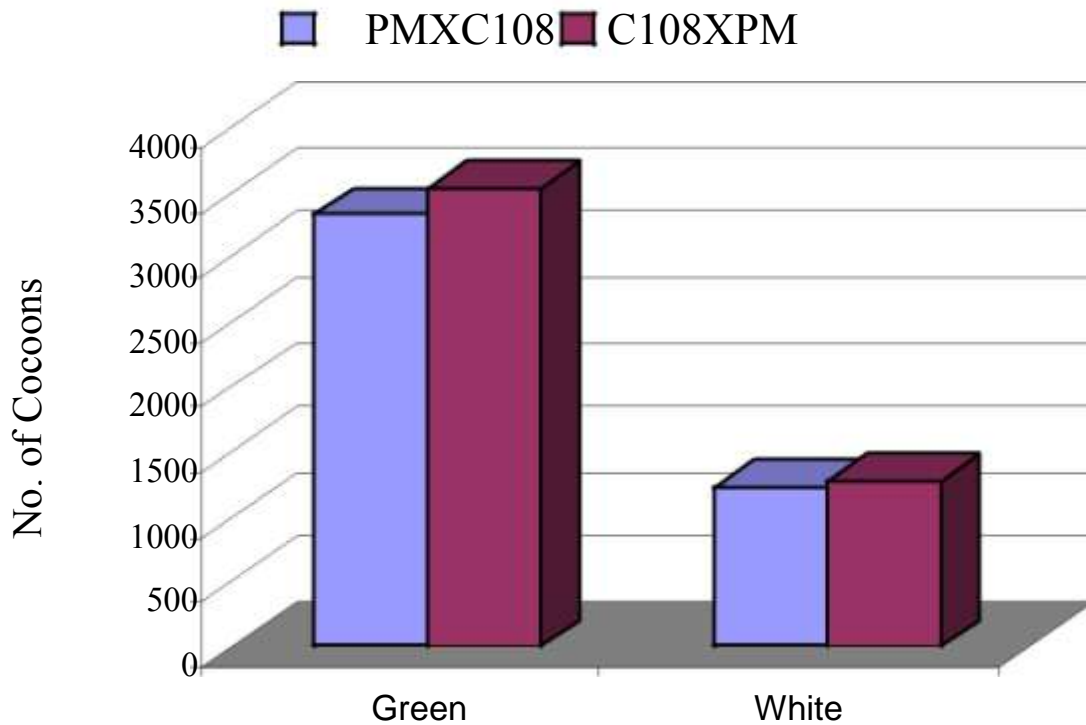
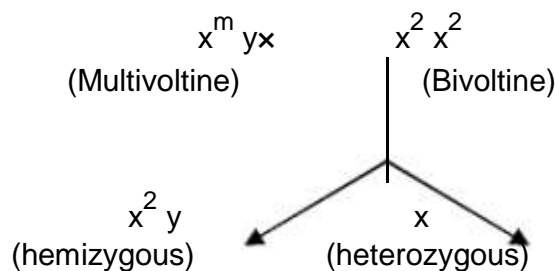
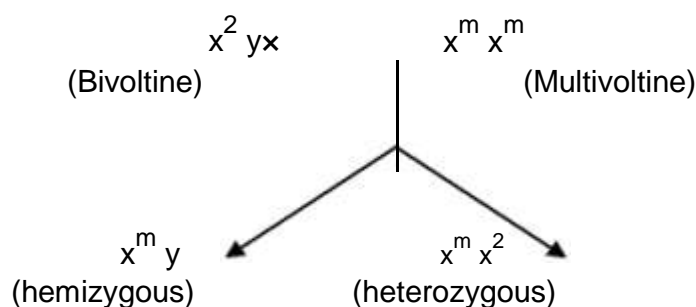


Figure 2. Green and White cocoon segregation in F₂ progenies of PM × C₁₀₈ and C₁₀₈ × PM hybrids.



A. REGULAR CROSS



B. RECIPROCAL CROSS

Figure 3. Schematic representation of the parental and F₁ genotypes in a cross between multivoltine females x bivoltine males and its reciprocal cross.

Science, University of Mysore, Manasagangotri, Mysore for extending the facilities.

REFERENCES

Benchamin KV, Jolly MS, Benjamin DAI (1983). Study on the reciprocal crosses of multivoltine x bivoltine with special reference to the use of bivoltine hybrid as a parent. National Seminar on Silk Research and Development, Bangalore March 10-13.

Murakami A (1988). Ecogenetic studies on voltinism in the tropical mulberry silkworm, *Bombyx mori*. Proceedings of the International Congress, on Tropical Sericulture Practices, Central Silk Board. pp. 11-23.

Murakami A (1989b). Genetic studies on tropical races of silkworm (*Bombyx mori*) with special reference to cross breeding strategy between tropical and temperate races 2. Multivoltine silkworm strains in Japan and their origin. JARQ 23(2): 127-133.

Murakami A (1994). Growth phenomena in *Bombyx mori* (L.) with a special reference to genetic factors responsible for growth acceleration and moultnism. Indian J. Seric. 33(1): 12-14.

Murakami A, Ohtsuki Y (1989 a). Genetic studies on tropical races of silkworm (*Bombyx mori*) with special reference to cross breeding strategy between tropical and temperate races 1. Genetic nature of the tropical multivoltine strain Cambodge. JARQ 23(1): 37-45.

Narasimhanna MN, Krishnaswamy S (1972). Improved techniques of

silkworm rearing. Paper presented at seminar on sericulture, 1-11, CSRTI, Mysore.

Radhakrishna PG, Sekarappa BM, Gururaj CS (2001). Seasonal response of the new multi-bivoltine hybrids of the silkworm, *Bombyx mori* L. Indian J. Seric. 40(2): 174-176.

Ravindra S, Sharma SD, Raghavendra RD, Chandrashekar K, Basavaraja HK, Kariappa BK (2005). Line x Tester and heterosis analysis in the silkworm, *Bombyx mori* L. Indian J. Seric. 44(1): 92-99.

Snedecor WG, Cochran CW (1967). Statistical methods. Oxford and IBH Pub, India.

Subramanya G, Murakami A (1994). Climatic differential phenotypic expression of voltine genes in *Bombyx mori* L. Indian J. Seric. 33(2): 103-109.

Tazima Y (1962). Silkworm egg: *scientific brochure-1*, pp. 1-49, Central Silk Board Bombay, India.

Tazima Y (1964). The Genetics of the Silkworm: *Logos Press*, London pp. 103-117

Tazima Y (1988). A view on the improvement of Mysore breeds. Proceedings of Int. Congress, on tropical sericulture 1-5, Feb 18-23.

Umadevi K, Sudha VN, Prakashmurthy DP, Raghavendra RD, Ravindra S, Premalatha V, Kariappa BK (2005). Evaluation of new multivoltine x bivoltine hybrid "Cauvery" (BL67 x CSR 101) of the silkworm, *Bombyx mori* L. Indian J. Seric. 44(1): 131-133.