

Full Length Research Paper

Corrosion inhibitive properties and adsorption behaviour of ethanol extract of *Piper guinensis* as a green corrosion inhibitor for mild steel in H_2SO_4

Ebenso, E. E.^{1*}, Eddy, N. O.² and Odiongenyi, A. O.³

¹Department of Chemistry and Chemical Technology, National University of Lesotho, P. O. Roma 180, Lesotho, Southern Africa.

²Department of Chemistry, Ahmadu Bello University, Zaria, Kaduna State, Nigeria.

³Department of Chemistry, Michael Okpara University of Agriculture, Umudike, Abia State, Nigeria.

Accepted 08 February, 2017

The corrosion inhibition of mild steel by ethanol extract of *Piper guinensis* (EEPG) has been studied using gravimetric, gasometric and thermometric methods. The results of the study reveals that the different concentrations of ethanol extract of *Piper guinensis* (EEPG) inhibit mild steel corrosion. Inhibition efficiency of the extract is found to vary with concentration, temperature and period of immersion. Values of activation energy of the inhibited corrosion reaction of mild steel are greater than the value obtained for the blank. Thermodynamic consideration reveals that adsorption of *P. guinensis* extract (EEPG) on mild steel surface is spontaneous and occurs according to Langmuir adsorption isotherm. Physical adsorption mechanism has been proposed for the adsorption of the inhibitor from the trend of the inhibition efficiency with temperature and the values of some kinetic and thermodynamic parameters obtained.

Key words: Corrosion inhibition, mild steel, Langmuir adsorption isotherm, physical adsorption, *Piper guinensis*.

INTRODUCTION

A corrosion inhibitor, when added in minute quantity, slows down the rate of corrosion of a metal or a metal alloy. Due to their industrial importance, most corrosion inhibitors have been synthesized from cheap raw materials or chosen from compounds containing hetero atoms in their aromatic or long carbon chain (Abdallah, 2004; El Ashry et al., 2006). Green corrosion inhibitors are biodegradable and do not contain heavy metals or other toxic compounds. The successful use of naturally occurring substances to inhibit the corrosion of metals in acidic and alkaline environment have been reported by some research groups (Abiola et al., 2007; Kliskic et al., 2000; El-Etre, 1998, 2003, 2006; Ebenso et al., 1998, 2004; Ebenso and Ekpe, 1996; Ekpe et al., 1994; Zucchi and Omar, 1985; Umoren et al., 2006a, 2008a-d; Umoren and Ebenso, 2008; Abdallah, 2004; Okafor et al., 2005,

2007, 2008; Okafor and Ebenso, 2007; El-Etre and Abdallah, 2000; Chetouani et al., 2004; Bouyanzer and Hammouti, 2000; Oguzie, 2005, 2006a, b, 2007; Oguzie et al., 2006, 2007; Bendahou et al., 2006; Sethuraman et al., 2005; Rajendran et al., 2005; Eddy and Ebenso, 2008) to mention but a few. Efforts to find naturally organic substances or biodegradable organic materials to be used as corrosion inhibitors over the years have been intensified in our research group.

Piper guineensis (African bush pepper) are climbing glabrous creeper cultivated in various parts of India, Malaya Island, Nigerian and other West African countries. There is considerable local use of this species as a condiment and it is widely found in almost all Nigerian market. The roots, fruits and leaves of this plant are widely used in the treatment of asthma, bronchitis, fever and pain in abdomen, as stimulant and in haemorrhoidal infection. The fresh fruits of *P. guineensis* are often eaten raw for their spicy taste. The fruits are also dried and are then pounded and sieved; this powder is added to tea or coffee or used for seasoning vegetables (Daglip, 2004).

*Corresponding author. E-mail: eno_ebenso@yahoo.com

P. guineensis is a plant among the candidates with enormous potential for use as a bio insecticide; it is a member of the *Piperraceae* family (Dodson et al., 2000). It is used in small quantities for flavour in foods and medicinal purposes, the excess post harvest is usually wasted since new stock come to meet the previous season' stock. Adgeh (1989), Gbenwonyo et al. (1993) and Su and Hovart (1981) reported that amide olfinic, or alkyl isobutylamines compounds (piperine, tricoscaine, peepulidin, pipartin and trichonine are responsible for the insecticidal effect of the plant product. At the rural level, pulverized seed of *P. guineensis* is extracted with cold solvents like ethanol, methylated spirit and acetone; the extracts are diluted with hot water and used in dressing the maize before storage (Udofia et al., 2008).

The present study therefore seeks to investigate the inhibitive and adsorptive characteristics of ethanol extract of *P. guineensis* (EEPG) for the corrosion of mild steel in H_2SO_4 .

Experimental

Materials preparation

Materials used for the study were mild steel sheet of composition (wt %) Mn (0.6), P (0.36), C (0.15) and Si (0.03) and the rest Fe. The sheet was mechanically pressed cut to form different coupons, each of dimension, 5 x 4 x 0.11 cm. Each coupon was degreased by washing with ethanol, dried with acetone and preserved in a desiccator. All reagents used for the study were analar grade and double distilled water was used for their preparation.

Extraction of plant

Samples of *P. guineensis* were obtained from the Akwa Ibom State Botanical garden in Uyo, South east of Nigeria. Samples of the leaves of *P. guineensis* were dried, grounded and soaked in a solution of ethanol for 48 h. After 48 h, the samples were cooled and filtered. The filtrates were further subjected to evaporation at 352 K in order to leave the sample free of the ethanol. The stock solutions of the extract so obtained were used in preparing different concentrations of the extract by dissolving 0.1, 0.2, 0.3, 0.4 and 0.5 g of the extract in 1 L of 2.5 M H_2SO_4 respectively.

Gasometric method

Gasometric methods were carried out at 303 and 333 K as described in literature (Oguzie et al., 2006b; Umoren et al., 2006b, 2007). From the volume of hydrogen evolved per minute, inhibition efficiency (%I), and degree of surface coverage (θ) were calculated using equations 1 and 2 respectively.

$$\%I = 1 - \frac{V_{Ht}}{V_o} \times 100 \quad (1)$$

$$\theta = 1 - \frac{V_{Ht}^1}{V_{Ht}} \quad (2)$$

Where V_{Ht} is the volume of hydrogen evolved at time t for inhibited solution and V_{Ht}^0 is the volume of hydrogen evolved at time t for

uninhibited solution. The volume of hydrogen gas evolved per minute was recorded until there was no evolution of gas anymore.

Thermometric method

The reaction vessel is a three-necked round bottom flask and the procedure for determining the corrosion behavior by this method has been described elsewhere by other authors and also reported by Ebenso (2003b) and Umoren et al. (2006b, 2007). The flask was well lagged to prevent heat losses. In the thermometric technique the corrodent (H_2SO_4) concentration was kept at 2.5 M. The volume of the test solution used was 100 ml. The initial temperature in all the experiments was kept at 30°C. The progress of the corrosion reaction was monitored by determining the changes in temperature with time using a calibrated thermometer (0 - 100°C) to the nearest $\pm 0.05^\circ C$. This method enabled the computation of the reaction number (RN). From the rise in temperature of the system per minute, the reaction number (RN) was calculated using equation 3:

$$RN \left(^\circ C / \text{min} \right) = \frac{T_m - T_i}{t} \quad (3)$$

where T_m is the maximum temperature attained by the system, T_i is the initial temperature and t is the time. From the above, the inhibition efficiency (%I) of the used inhibitor was computed using equation 4:

$$\%I = \frac{RN_{aq} - RN_{wi}}{RN_{aa}} \times 100 \quad (4)$$

where RN_{aq} is the reaction number of aqueous acid in the absence of *P. guineensis* (EEPG), and RN_{wi} is the reaction number of aqueous acid in the presence of *P. guineensis* extract (EEPG).

Gravimetric method

In the weight loss experiment, the pre-cleaned mild steel coupons were dipped in 200 ml of the respective inhibitor/blank solutions maintained at 303 and 333 K in a thermostated bath. The weight loss was determined by retrieving the coupons at 24 h interval progressively for 168 h (7 days). Prior to measurement, each coupon was washed in 20% NaOH solution (containing 100 g/l of zinc dust), rinsed in deionized water, cleaned and dried in acetone. The difference in weight was taken as the weight loss of mild steel. From the weight loss, the inhibition efficiency (%I) of the extract and the corrosion rate (CR) of mild steel were calculated using equations 5 and 6 respectively.

$$\%I = (1 - W_2/W_1) \times 100 \quad (5)$$

$$CR \left(\text{gh}^{-1} \text{cm}^{-2} \right) = \Delta W / AT \quad (6)$$

Where W_1 and W_2 are weight loss of mild steel in the absence and presence of the inhibitor respectively. A is the area of the coupon in cm^2 , T is the period of immersion in hours and $\Delta W = W_1 - W_2$.

RESULTS AND DISCUSSION

Effect of ethanol extract of *P. guineensis* (EEPG) on the corrosion of mild steel

The variation of volume of hydrogen gas evolved by

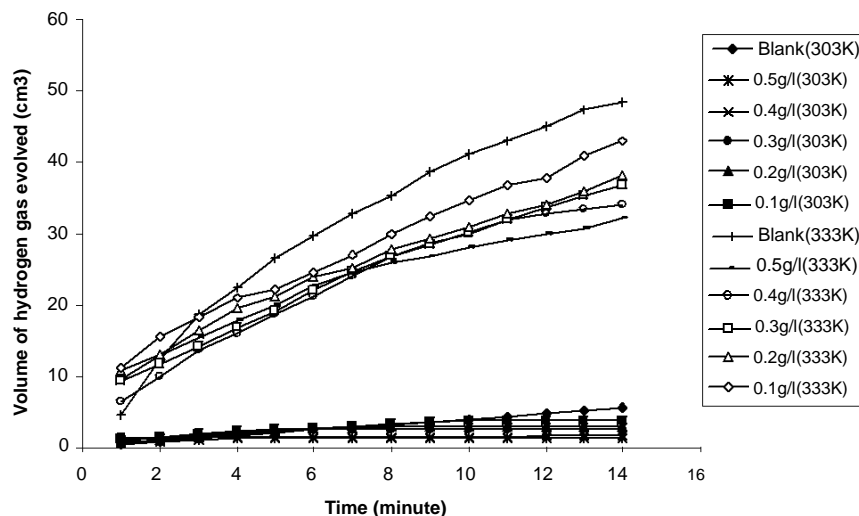


Figure 1. Variation of volume of hydrogen gas evolved with time for the corrosion of mild steel in tetraoxosulphate (VI) acid containing various concentrations of ethanol extract of *Piper guineensis* at 303 and 333K.

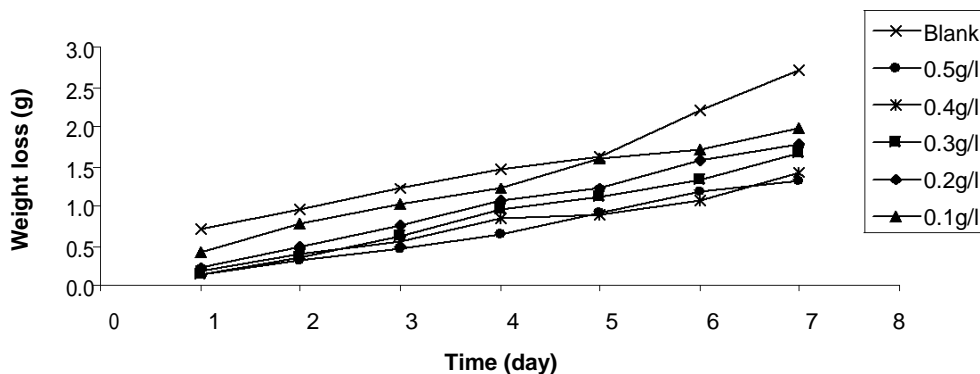


Figure 2. Variation of weight loss with time for the corrosion of mild steel in tetraoxosulphate (VI) acid containing various concentrations of ethanol extract of *Piper guineensis*

various concentrations of *P. guineensis* (EEPG) at 303 and 333 K are shown by Figure 1. From the figure, it is seen that the volume of hydrogen gas evolved increases with time and temperature but decreases as the concentration of EEGP increases indicating that the rate of corrosion of mild steel increases as the temperature and period of immersion increases and that various concentrations of EEGP retards the corrosion of mild steel in H_2SO_4 . These findings were also applicable to the weight loss measurements (Figure 2).

The values of corrosion rates and reaction numbers for the corrosion of mild steel in the absence and presence of various concentrations of EEGP are recorded in Table 1. From Table 1, it is seen that the corrosion rates and reaction numbers for the corrosion reaction of mild steel in the presence of EEGP were lower than values obtained for the blank indicating that various concentrations of EEGP inhibits the corrosion of mild steel in

H_2SO_4 . The corrosion rate and the reaction numbers were also observed to decrease as the concentration of EEGP increases indicating that the rate of corrosion of mild steel in H_2SO_4 decreases as the concentration of EEGP increases.

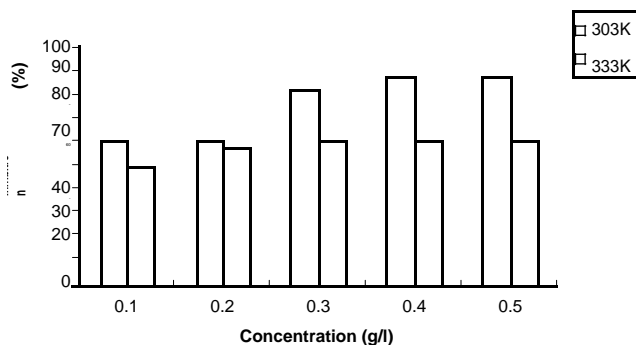
Table 2 shows values of inhibition efficiency of different concentrations of EEGP obtained from weight loss, gasometric and thermometric methods. From the results, it is seen that values of inhibition efficiency of EEGP for the corrosion of mild steel increases as the concentration of the extract increases indicating that the extract act as an adsorption inhibitor. Figure 3 shows the variation of inhibition efficiency versus the different concentrations of *P. guineensis* (EEPG) at both 303 and 333 K. The significant difference between the values of inhibition efficiency of *P. guineensis* (EEPG) obtained at 303 and 333 K suggests that the mechanism of adsorption of the inhibitor on the mild steel surface is by physical adsorp-

Table 1. Values of corrosion rates (CR) and reaction numbers (RN) for the corrosion reaction of mild steel in the presence and absence of EEPG.

Concentrations of EEPG (g/l)	Gasometric method		Weight loss method		Thermometric
	CR (303K) (cm ³ /min)	CR (333K) (cm ³ /min)	CR(303K) x 10 ⁻³ (gh ⁻¹ cm ⁻²)	CR(333K) x 10 ⁻³ (gh ⁻¹ cm ⁻²)	RN(303K) (°C/min)
Blank	0.38	3.12	14.98	34.7	0.31
0.1	0.14	2.26	5.62	17.80	0.10
0.2	0.13	1.97	5.29	15.13	0.09
0.3	0.08	1.98	4.32	13.36	0.08
0.4	0.03	1.96	4.18	12.25	0.06
0.5	0.03	1.61	4.14	11.56	0.03

Table 2. Values of inhibition efficiency (%) of various concentrations of EEPG for the corrosion of mild steel.

Concentrations of EEPG (g/l)	Gasometric method		Weight loss method		Thermometric method
	%I (303K)	%I (333K)	%I (303K)	333K	303K
0.1	64.47	27.46	62.12	48.72	62.33
0.2	67.11	36.61	62.87	56.41	67.34
0.3	80.26	36.84	80.71	61.54	78.67
0.4	92.11	37.07	91.46	64.74	93.45
0.5	92.11	48.51	93.76	6.67	94.00

**Figure 3.** Variation of inhibition efficiency of ethanol extract of Piper guinensis with concentration at 303 and 333K

tion. For a physical adsorption mechanism, inhibition efficiency of an inhibitor decreases with temperature while for a chemical adsorption mechanism, values of inhibition efficiency increase with temperature (Ebenso, 2003a, b, 2004). Comparing values of the inhibition efficiencies obtained from the three methods (Table 2), it is seen that the values obtained at 303 K are comparable at all the concentrations studied.

Thermodynamics and adsorption considerations

In order to calculate the activation energy (E_a) for the corrosion reaction of mild steel in the absence and pre-

sence of various concentrations of EEPG, the Arrhenius equation was used and the values of E_a calculated are recorded in Table 3 and was found to range from 58.9481 to 71.0810 KJ/mol. These values are larger than the value for the blank (34.567 KJ/mol) confirming that EEPG retards the corrosion of mild steel in H_2SO_4 .

The heat of adsorption (Q_{ads}) of EEPG on the surface of mild steel has been calculated using equation 7 (Ebenso, 2003a, b, 2004; Umoren et al., 2006a, b, 2007).

$$Q_{ads} = 2.303R \log \frac{\theta_2}{1-\theta_2} - \log \frac{\theta_1}{1-\theta_1} \times \frac{T_2 T_1}{T_1 T_2 - T_2 T_1} \text{ kJ/mol} \quad (7)$$

Values of Q_{ads} calculated through equation 7 are recorded in Table 3. These values are negative and ranged from -26.4744 to -62.6459 KJ/mol indicating that the adsorption of the extract is exothermic (Ebenso, 2003a, b, 2004; Bhajiwala and Vashi, 2001).

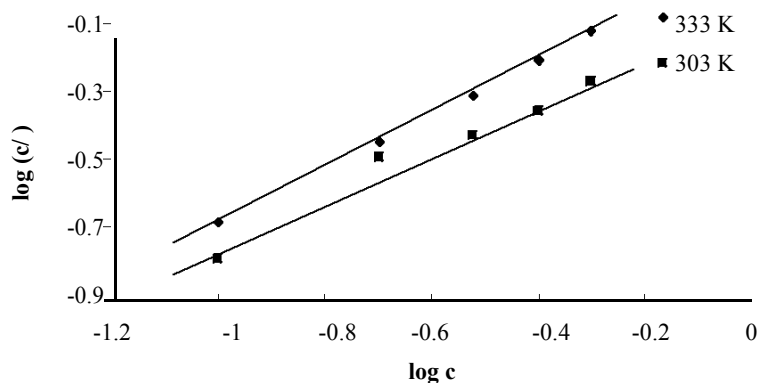
Values of free energy of adsorption of EEPG were calculated using equation 8.

$$\Delta G_{ads} = -2.303RT \log (55.5 K) \quad (8)$$

where $KC = \theta / (1 - \theta)$. C is the concentration of the inhibitor. Calculated values of ΔG_{ads} were negative and ranged from - 5.8193 to -14.5648 KJ/mol indicating that the adsorption of the extract is spontaneous and that the mechanism of adsorption is physical adsorption ($\Delta G_{ads} <$

Table 3. Values of thermodynamic parameters for adsorption of EEGP on the surface of mild steel.

Concentrations of EEGP (g/l)	E _a (KJ/mol)	Q _{ads} KJ/mol	ΔG _{ads} (KJ/mol)
Blank	34.56	-	-
0.1	58.95	-32.87	-5.82
0.2	57.22	-26.47	-7.86
0.3	60.63	-40.73	-10.62
0.4	67.08	-62.65	-14.00
0.5	71.08	-52.80	-14.56

**Figure 4.** Langmuir isotherm for the adsorption of ethanol extract of *Piper guinensis* (EEGP) on the surface of mild steel

40 KJ/mol) (Ebenso, 2003a, b, 2004; Bhajiwala and Vashi, 2001; Bilgic and Sahin, 2001).

Adsorption isotherms are very important in determining the mechanism of corrosion reactions. The most frequently used isotherms are Langmuir, Frumkin, Hill de-Boer, Parsons, Temkin, Flory-Huggin, Freundlich, Dhar-Flory-Huggin, Kinetic/Thermodynamic model of El-Awady et al. and Bockris-Swinkels. All these isotherms are of the general form:

$$f(\theta, x)\exp(-2a\theta) = KC \quad (9)$$

where $f(\theta, x)$ is the configurational factor which depends upon the physical model and the assumptions underlying the derivation of the isotherm, θ the surface coverage, C , the inhibitor concentration in the electrolyte, x the size factor ratio, a the molecular interaction parameter and K the equilibrium constant of the adsorption process. The degree of surface coverage (θ) was evaluated from the weight loss measurements.

In this study, Langmuir adsorption isotherm was found to be suitable for the experimental findings and has been used to describe the adsorption characteristic of this inhibitor. Assumptions of Langmuir adsorption isotherm is expressed in equation 10 below (Shockry et al., 1998);

$$C/\theta = 1/k + C \quad (10)$$

where k is the equilibrium constant of adsorption. By plotting values of $\log C/\theta$ versus $\log C$, (Figure 4) a linear plot was obtained indicating that the adsorption of the inhibitor is consistent with the assumptions of Langmuir adsorption isotherm and the slopes obtained are close to unity. Also, the applicability of Langmuir adsorption isotherm to the adsorption of EEGP on the surface of mild steel indicates that there is no interaction between the adsorbate and adsorbent (Ashassi-Sorkhabi et al., 2004). The parameters derived from Langmuir adsorption isotherms for *P. guinensis* (EEGP) (obtained from weight loss measurements) are given in Table 4. It is seen that the Langmuir adsorption isotherm is best applicable at 303 K ($R^2 = 0.9956$). Table 5 shows the phytochemical constituents of EEGP. It shows presence of saponins, terpenes, tannins, flavonoids, alkaloids and cardiac glycosides. Daglip (2004) also reported the presence of piperine, piperonaline, guineensine, alkaloids and isobutyl amide of 11-(3,4 methylenedioxyphenyl) undeca -2, 4, 10-trienoic acid. Adgeh (1989), Gbenwonyo et al. (1993) and Su and Hovart (1981) also reported that amide olifinic, or alkyl isobutylamines compounds (pipe-rine, tricostacine, peepulidin, piplartin and trichonine which are present in the plant are responsible for the insecticidal effect of the plant product. All these com-pounds combine to cause corrosion inhibition. Figures 5 and 6 show the IR spectrum of the corrosion product in the absence and presence of ethanol extract of *P. guineensis* respectively. Figure 7 shows the IR spectrum of ethanol

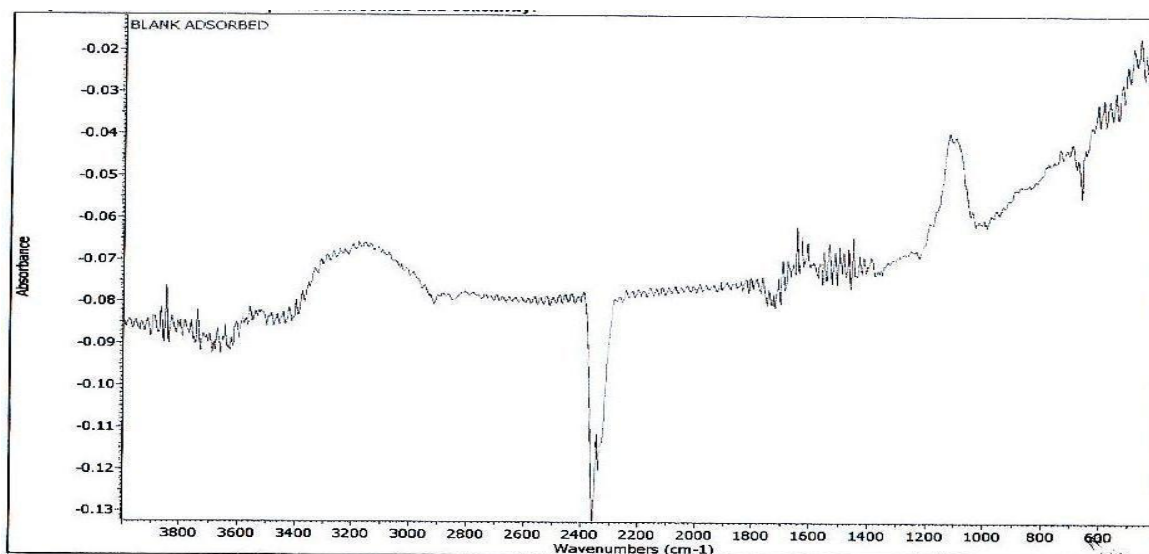
Table 4. Langmuir adsorption parameters and free energy of adsorption of ethanol extract of *Piper guineensis* (EEPG) on the surface of mild steel.

Langmuir	Temperature (K)	log K	slope	ΔG_{ads} (KJ/mol)	R ²
	303	0.05	0.71	-11.80	0.9956
	313	0.11	0.80	-10.41	0.9878

Table 5. Phytochemical constituents of ethanol and aqueous extracts of *Piper guineensis* (EEPG).

Phytochemical constituents	<i>Piper guineensis</i>	
	Aq	Et
Saponins	-	+++
Terpenes	+	+++
Tannins	-	++
Flavonoid	-	++
Phlobatannins	-	-
Anthraquinones	-	-
Cardiac glycoside	-	+++
Alkaloids	-	+++

**Et = ethanol extract, Aq = Aqueous extract, +++ = highly present, ++ = moderately present, - = absent or presence in negligible quantity

**Figure 5.** IR spectrum of the corrosion product of mild steel in 0.1 M H₂SO₄ (without inhibitor).

ethanol extract of *P. guineensis* adsorbed on / in combination with mild steel. From the figures, the wavelengths where adsorption occurred were deduced and are recorded in Table 6. Comparing Figures 6 and 7, it was found that the -OH stretch was shifted from 3469.22 to 3434.77 cm⁻¹, the N-H bend was slightly shifted from 1642.64 to 16131.98 and the C-O stretch was shifted from 1132.44 to 1126.50 cm⁻¹ indicating that there is

interaction between *P. guineensis* extract and Fe in the mild steel and that these functional groups are involved in the formation of bond with Fe in mild steel (Rajappa et al., 2008).

Conclusion

Ethanol extract of *P. guineensis* (EEPG) acted as an inhi-

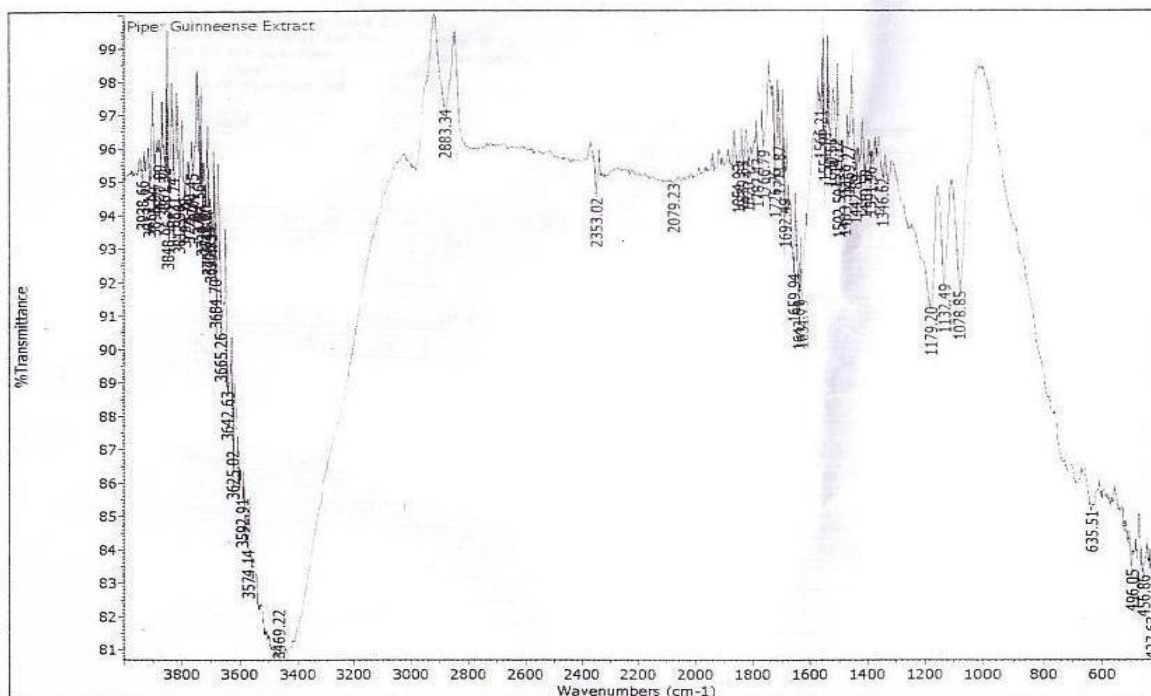


Figure 6. IR spectrum of ethanol extract of *Piper guineensis*.

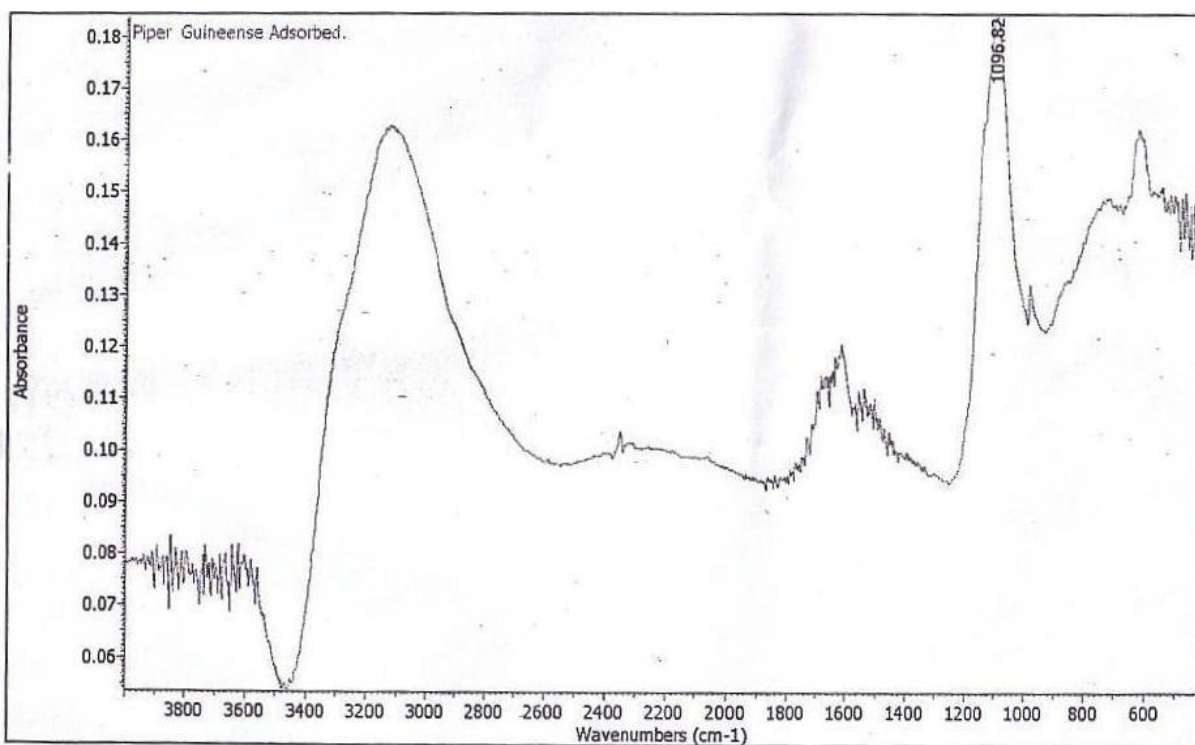
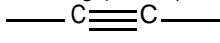


Figure 7. IR spectrum of the corrosion product in the presence of ethanol extract of *Piper guineensis*.

bitor for the corrosion of mild steel in H_2SO_4 . The compound exerts its inhibitive properties by being adsorbed

spontaneously on the surface of mild steel. The adsorption characteristics of the compound have been found to

Table 6. Frequencies and peaks of adsorption of IR by ethanol extract of *Piper guineensis* (EEPG).

Ethanol extract			Ethanol extract		
Frequency (cm ⁻¹)	Height (cm)	Assignment	Frequency (cm ⁻¹)	Height (cm)	Assignment
3592.91	85.480	O-H stretch	1566.21	97.114	C=C stretch, NO ₂ -assym stretch
3574.14	83.968	O-H stretch	1551.19	96.438	"
3469.22	80.690	O-H stretch	1530.58	96.268	"
2883.34	97.148	C-H stretch	1483.35	94.808	C-C stretch (in ring)
			1469.27	96.057	C-C stretch (in ring)
1854.93	95.487	C-H finger print region	1442.89	95.177	C-C stretch (in ring)
1839.33	95.589	"	1410.58	95.327	C-C stretch (in ring), -OH bend
1820.47	95.534	"	1391.96	95.415	C-H scissoring and bending
1787.47	95.654	"	1346.62	95.082	NO ₂ -sym stretch
1766.79	95.895	"	1179.20	91.226	C-H wag (-CH ₂ X)
1726.76	95.347	α,β unsaturated aldehyde, ketone	635.51	85.120	
1711.87	96.022	Weak overtone, aromatic	1132.49	91.908	"
1692.49	94.467	Weak overtone, aromatic	Corrosion product in the presence of the extract		
1659.94	92.240	C=C stretch	Frequency (cm⁻¹)	Height (cm)	Assignment
1642.64	91.397	"	3434.77	16.512	-OH stretch
1631.79	91.455	C-H finger print region	1631.98	55.955	C=O stretch
			1126.50	92.905	C-N stretch

obey physical adsorption mechanism and follows Langmuir adsorption isotherm.

REFERENCES

- Abiola OK, Oforka NC, Ebenso EE, Nwinuka NM (2007). Eco - friendly corrosion inhibitors: Inhibitive action of *Delonix regia* extract for the corrosion of aluminium in acidic medium. *Anti-Corrosion Methods & Materials* 54: 219 - 224.
- Abdallah M (2004). Guar gum as corrosion inhibitor for carbon steel in sulphuric acid solutions. *Port. Electrochimica. Acta*, 22: 161-175.
- Adgeh BJ (1989). Residual toxicity of three plant material against three storage insect pests. *Laguna* 10: 84 – 88.
- Ashassi-Sorkhabi H, Majidi MR, Seyyedi K (2004). Investigation of inhibition effect of some amino acids against steel corrosion in HCl solution. *Appl. Surf. Sci.* 225: 176-185.
- Bendahou M A, Benadellah MBE, Hammouti, BB (2006). A study of rosemary oil as a green corrosion inhibitor for steel in 2M H₃PO₄. *Pigment & Resin Technol.* 35: 95 -100.
- Bhajiwala HM, Vashi RT (2001). Ethanolamine, diethanolamine and triethanolamine as corrosion inhibitors for zinc in binary acid mixture (HNO₃ + H₃PO₄). *Bull. Electrochem*, 17: 441– 448.
- Bilgic S, Sahin M (2001). The corrosion inhibition of austenitic chromium –nickel steel in H₂SO₄ by 2-butyn-1-ol. *Mater. Chem. & Phys*, 70: 290 - 295.
- Bouyanzer A, Hammouti B (2004). A Study of anti-corrosion effects of Artemisia oil on steel. *Pigment and Resin Technol.*, 33: 287 - 292.
- Chetouani A, Hammouti B, Benkaddour M (2004). Corrosion inhibition of iron in hydrochloric acid solution by jojoba oil. *Pigment and Resin Technol.*, 33: 26 -31.
- Daglip S (2004). *Piper chaba* and Its Chemical Constituents. *KSU J. Sci. Engr* 7: 34-37.
- Dodson CD, Dyer LA, Searcy J Wright Z, Letourneau DK (2000). Cenocladamide, a dihydropyridone alkaloid from *Piper cenocladum*. *Phytochemistry* 53: 51-54.
- Ebenso EE (2003a). Synergistic effect of halide ions on the corrosion inhibition of aluminium in H₂SO₄ using 2-acetylphenothiazine. *Mater. Chem. & Phys.* 79: 58-70.
- Ebenso EE (2003b). Effect of halide ions on the corrosion inhibition of mild steel in H₂SO₄ using methyl red. Part 1, *Bull Electrochem.* 19:209 – 216.
- Ebenso EE (2004). Effect of methyl red and halide ions on the corrosion inhibition of aluminium in H₂SO₄. Part 2, *Bull Electrochem.* 20: 551 – 559.
- Ebenso EE, Ekpe UJ (1996). Kinetic study of corrosion and corrosion inhibition of mild steel in H₂SO₄ using *Carica papaya* leaves extract. *W. Afri. Jour. Biol. Appl. Chem.* 41: 21 - 27.
- Ebenso EE, Ekpe UJ, Ibok UJ (1998). Studies on the inhibition of mild steel corrosion by some plant extracts in acidic medium. *Discov. & Innov.* 10: 52 - 59.
- Ebenso EE, Ibok UJ, Ekpe UJ, Umoren S, Ekerete Jackson, Abiola OK, Oforka NC, Martinez S (2004). Corrosion inhibition studies of some plant extracts on aluminium in acidic medium. *Trans. of SAEST*, 39: 117 – 123.
- Eddy NO, Ebenso EE (2008). Adsorption and inhibitive properties of ethanol extracts of *Musa sapientum* peels as a green corrosion

- inhibitor for mild steel in acidic medium. *Afri. J. Pure Appl. Chem.* 2 (6): 046 – 054.
- Ekpe UJ, Ebenso EE, Ibok UJ (1994). Inhibitory Action of *Azadirachta indica* Leaves extract on the corrosion of mild steel in H₂SO₄. *J. W. Afri. Sci. Assoc.* 37: 13 - 30.
- El-Etre AY (1998). Natural honey as corrosion inhibitor for metals and alloy I: Copper in neutral aqueous solution. *Corros. Sci.* 40: 1845-1850.
- El-Etre AY (2003). Inhibition of aluminium corrosion using *Opuntia* extract. *Corros. Sci.* 45: 2485 -2495.
- El-Etre AY (2006). Khillah extract as inhibitor for acid corrosion of SX 316 steel. *Appl. Surf. Sci.*, 252: 8521 –8525.
- El-Etre AY, Abdallah M (2000). Natural honey as corrosion inhibitor for metals and alloys. II C- steel in high saline water. *Corros. Sci.*, 42: 731-738.
- El Ashry EH, El Nemir A, Esawy SA, Ragab S (2006). Corrosion inhibitors. Part II: Quantum chemical studies on the corrosion inhibitions of steel in acidic medium by some triazole, oxadiazole and thiadiazole derivatives. *Electrochimica Acta* 51: 3957 – 3968.
- Gbenwonyo WSK, Candy DJ, Anderson M (1993). Structure- activity relationships of insecticidal amides from *Piper guineensis* Root. *Pesticides Sciences* 37: 57-66.
- Kliskic M, Radoservic J, Gudic S, Katalinic V (2000). Aqueous extract of *Rosemaris officinalis L.* as inhibitor of Al-Mg alloy corrosion in chloride solution. *J.Appl.Electrochem.* 30: 823 - 830.
- Oguzie EE (2005). Inhibition of acid corrosion of mild steel by *Telfaria occidentalis* extract, *Pigment & Resin Technol.*, 34: 321 - 326.
- Oguzie EE (2006a). Studies on the inhibition effect of *Occinum viridis* extract on acid corrosion of mild steel. *Mater. Chem. & Phys.* 99: 441- 446.
- Oguzie EE (2006b). Adsorption and corrosion inhibitive properties of *Azadirachta indica* in acid solutions. *Pigment & Resin Technol.*, 35: 334-340.
- Oguzie EE (2007). Corrosion Inhibition of aluminium in acidic and alkaline media on *Sansevieria trifasciata* extract. *Corros. Sci.*49: 1527 - 1539.
- Oguzie EE, Onuchukwu AI, Okafor PC, Ebenso EE (2006) .Corrosion Inhibition and adsorption behaviour of *Occimum basicicum* extract on aluminium. *Pigment & Resin Technol.*, 35: 63 -70.
- Oguzie EE, Onuoha GN, Ejike EN (2007). Effect of *Gongronema latifolium* extract on aluminium corrosion in acidic and alkaline media. *Pigment & Resin Technol.*, 36:44-49.
- Okafor PC, Ekpe UJ, Ebenso EE, Umoren EM, Leizou KE (2005). Inhibition of mild steel corrosion in acidic medium by *Allium sativum*. *Bull. Electrochem.* 21: 347-352.
- Okafor PC, Ebenso EE (2007). Inhibitive action of *Carica papaya* extracts on the corrosion of mild steel in acidic media and their adsorption characteristics. *Pigment & Resin Technol.*, 36: 134 -140.
- Okafor PC, Osabor VI, Ebenso EE (2007). Eco friendly corrosion inhibitors: Inhibitive action of ethanol extracts of *Garcinia Kola* for the corrosion of aluminium in acidic medium. *Pigment & Resin Technol.*, 36: 299 - 305.
- Okafor PC, Ikpi MI, Uwah IE, Ebenso EE, Ekpe UJ, Umoren SA (2008). Inhibitory action of *Phyllanthus amarus* on the corrosion of mild steel in acidic medium. *Corros. Sci.* 50(8): 2310 – 2317.
- Rajendran S, Ganga SV, Arockiaselvi J, Amalraj AJ. (2005). Corrosion inhibition by plant extracts- An overview. *Bull. Electrochem.* 21:367 - 377.
- Rajappa SK, Venkatesha TV, Praveen BM (2008). Chemical treatment of zinc surface and its corrosion inhibition. *Bull. Mater. Sci.* 31: 37 – 41.
- Sethuraman MG, Raja PB (2005). Corrosion inhibition of mild steel by *Datura metel* in acidic medium. *Pigment & Resin Technol.*34:327 -331.
- Shockry H, Yuasa M, Sekine I, Issa RM, El-baradie HY, Gomma GK (1998). Corrosion inhibition of mild steel by Schiff base compounds in various aqueous solutions. Part I. *Corros. Sci.*, 40: 2173 – 2186.
- Su CF, Hovart R (1981). Isolation, Identification and Insecticidal properties of *Piper nigrum* amides. *J. Agric. Food Chem.* 29:15-118.
- Udofia PG, Udoudoh PJ, Okon AA, Ekanem MI (2008). Synergistic Effect of Temperature of *Acetone Extraction of Piper Guineense* on Maize Weevil (*Stitophylus zea mays*) by Mixture Experimental Design. *Adv. in Nat. and Appl. Sci.*, 2(2): 43-48.
- Umoren SA, Obot IB, Ebenso EE, Okafor PC, Ogbobe O, Oguzie EE (2006a). Gum Arabic as a potential corrosion inhibitor for aluminium in alkaline medium and its adsorption characteristics. *Anti-corrosion Methods & Material*, 53:277-282.
- Umoren SA, Ogbobe O, Ebenso EE, Ekpe UJ (2006b). Effect of halide ions on the corrosion inhibition of mild steel in acidic medium using polyvinyl alcohol. *Pigment and Resin Technol.* 35: 284 – 292.
- Umoren SA, Ebenso EE, Okafor PC, Ekpe UJ, Ogbobe O (2007). Effect of halide ions on the corrosion inhibition of aluminium in alkaline medium using polyvinyl alcohol. *J.Appl.Polymer Sci.* 103: 2810-2816
- Umoren SA, Obot IB, Ebenso EE (2008a). Corrosion inhibition of aluminium using exudates gum from *Pachylobus edulis* in the presence of halide ions in HCl. *E-Journal of Chemistry.* 5:355 – 364.
- Umoren SA, Obot IB, Ebenso EE, Obi-Egbedi N (2008b). Studies on the corrosion inhibition of *Dacryodes edulis* exudates gum for aluminium in acidic medium. *Port.Electrochimica Acta.* 26(2): 199 – 209.
- Umoren SA, Obot IB, Ebenso EE, Okafor PC (2008c). Eco-friendly Inhibitors from naturally occurring exudates gums for aluminium corrosion inhibition in acidic medium. *Port. Electrochimica Acta.* 26 (3): 267 – 282.
- Umoren SA, Ogbobe O, Igwe IE, Ebenso EE (2008d). Inhibition of mild steel corrosion in acidic medium using synthetic and naturally occurring polymers and synergistic halide additives. *Corros. Sci.* 50: 1998 – 2006.
- Umoren SA, Ebenso EE (2008). Studies of anti-corrosive effect of *Raphia hookeri* exudates gum – halide mixtures for aluminium corrosion in acidic medium. *Pigment and Resin Technol.* 37: 173 – 182.
- Zucchi F, Omar IH (1985). Plant extracts as corrosion inhibitors of mild steel in HCl solution. *Surf. Tech.*, 24: 391- 399.